

ICONETSI 2022 submission 89

ICONETSI 2022 <iconetsi2022@easychair.org>
To: Dena Hendriana <dena.hendriana@sgu.ac.id>

Fri, Jul 22, 2022 at 4:20 PM

Dear authors,

We received your submission to ICONETSI 2022 (International Conference on Engineering and Information Technology for Sustainable Industry):

Authors : Dena Hendriana, Muhammad Aziz, Galih A. Subekti, Umar Said, Gembong Baskoro and Henry Nasution
Title : Wind Speed Measurements and Comparisons in Cakung Jakarta
Number : 89

The submission was uploaded by Dena Hendriana <dena.hendriana@sgu.ac.id>. You can access it via the ICONETSI 2022 EasyChair Web page

<https://easychair.org/conferences/?conf=iconetsi2022>

Thank you for submitting to ICONETSI 2022.

Best regards,
EasyChair for ICONETSI 2022.

ICONETSI 2022 submission 89 update

ICONETSI 2022 <iconetsi2022@easychair.org>
To: Dena Hendriana <dena.hendriana@sgu.ac.id>

Mon, Aug 1, 2022 at 11:10 AM

Dear authors,

we acknowledge that we received new files for your ICONETSI 2022 submission. The information about this update is shown below.

Number: 89

Authors: Dena Hendriana, Muhammad Aziz, Galih A. Subekti, Umar Said, Gembong Baskoro and Henry Nasution

Title: Wind Speed Measurements and Comparisons in Cakung Jakarta

Uploaded by: Dena Hendriana <dena.hendriana@sgu.ac.id>

Updates:

paper, version 2 (807964 bytes)

To access the new version of your submission you should log in to the ICONETSI 2022 EasyChair page.

ICONETSI 2022 acceptance notification for paper 89

ICONETSI 2022 <iconetsi2022@easychair.org>
To: Dena Hendriana <dena.hendriana@sgu.ac.id>

Mon, Aug 8, 2022 at 11:40 AM

Dear Mr./Ms. Dena Hendriana, Mochamad H. Aziz, Galih A. Subekti, Umar Said, Gembong Baskoro, Henry Nasution

We are pleased to inform you that your paper titled:
Wind Speed Measurements and Comparisons in Cakung Jakarta

has been ACCEPTED to be presented in the International Conference on Engineering and Information Technology for Sustainable Industry (ICONETSI) 2022 that will be held online on September 21st – 22nd 2022.

The reviews are attached below, so please make the necessary changes based on reviewers' comments as soon as possible. The Scientific Committee will check whether the revision had been done or not. Failing to do so, we have a right to exclude your paper from the proceedings.

While doing revision of your manuscript, please following request:

- please set the manuscript by referring to the template and using the right font types. Please set all text in your manuscript, including the figures and tables to use Linux Libertine, while for Title please use font of Linux Biolinum. More details about the template and fonts can be downloaded from the link that can be found on this page: <https://iconetsi.sgu.ac.id/2022/iconetsi-2022-template/> . Please check all the files carefully.
- For completing CCS concept, please refer to <https://dl.acm.org/ccs> for details.
- Please maintain the similarity level of your manuscript under 20%.

If you failed to fulfill the request, we may reject your manuscript.

Please note that info and submission of the full paper and proof of payment are available through the website <https://iconetsi.sgu.ac.id/2022/online-registration/> . For registration fee, please visit <https://iconetsi.sgu.ac.id/2022/registration/>.

Should you have any questions leading up to the event, feel free to contact the registration on Email: iconetsi.registration@sgu.ac.id

Looking forward to seeing you at ICONETSI 2022!

Your sincerely,
ICONETSI 2022 Conference Committee

SUBMISSION: 89
TITLE: Wind Speed Measurements and Comparisons in Cakung Jakarta

----- REVIEW 1 -----

SUBMISSION: 89
TITLE: Wind Speed Measurements and Comparisons in Cakung Jakarta
AUTHORS: Dena Hendriana, Mochamad H. Aziz, Galih A. Subekti, Umar Said, Gembong Baskoro and Henry Nasution

----- Title -----

SCORE: 3 (good)

----- Abstract -----

SCORE: 3 (good)

----- Keywords -----

SCORE: 3 (good)

----- Introduction -----

SCORE: 3 (good)

----- Methods -----
SCORE: 3 (good)
----- Results -----
SCORE: 3 (good)
----- Analysis and Discussion -----
SCORE: 3 (good)
----- Conclusion -----
SCORE: 2 (poor)
----- References -----
SCORE: 3 (good)
----- Alignment to the Conference Theme -----
SCORE: 3 (good)
----- Contribution, innovation and originality of the work -----
SCORE: 3 (good)
----- Clarity, coherence and organization of writing -----
SCORE: 3 (good)
----- Language -----
SCORE: 2 (poor)
----- Overall evaluation -----
SCORE: 2 (accept)

---- TEXT:

- (1) Recommendation for title: Wind Speed Characterization in Cakung Jakarta
- (2) In the manuscript, the authors use the pronoun “we”. In scientific writing, pronouns should refer to the research. The author could replace the word “we” with “the research” or “in this research”.
- (3) The author expected that this research could contribute to the development of wind power plants in the industrial complex. However, there is a lack of information about the minimum wind speed and other parameters needed to generate electrical power
- (4) Figure 5 shows the weather station positions; however, the symbol of the weather station positions isn’t contrasted enough. Please provide the latitude and the longitude for each weather station position.
- (5) The paragraph after Figure 5 mention that the data collection is carried out for one to two weeks. Why the duration of data collection is not the same? Let’s say, for two weeks.
- (6) In this research, an air balloon was also used to collect the wind speed data. Is the position the same as the weather station?
- (7) Figure 10 shows the wind speed measurement at 8 locations. To get a better comparison, Figure 10 should be added with graphical data from the Global Wind Atlas.
- (8) If the authors could provide point (3), the manuscript would have better analysis and conclusion. The existing conclusion only resumes the experiment data. The manuscript has not adopted the experiment result as a consideration to build wind power plants in the industrial complex.

----- REVIEW 2 -----

SUBMISSION: 89
TITLE: Wind Speed Measurements and Comparisons in Cakung Jakarta
AUTHORS: Dena Hendriana, Mochamad H. Aziz, Galih A. Subekti, Umar Said, Gembong Baskoro and Henry Nasution

----- Title -----
SCORE: 3 (good)
----- Abstract -----
SCORE: 4 (excellent)
----- Keywords -----
SCORE: 3 (good)
----- Introduction -----
SCORE: 4 (excellent)
----- Methods -----
SCORE: 4 (excellent)
----- Results -----
SCORE: 3 (good)
----- Analysis and Discussion -----
SCORE: 3 (good)
----- Conclusion -----
SCORE: 3 (good)
----- References -----
SCORE: 3 (good)
----- Alignment to the Conference Theme -----

SCORE: 3 (good)

----- Contribution, innovation and originality of the work -----

SCORE: 3 (good)

----- Clarity, coherence and organization of writing -----

SCORE: 3 (good)

----- Language -----

SCORE: 3 (good)

----- Overall evaluation -----

SCORE: 2 (accept)

---- TEXT:

abstract format should not with paragraphs, results and discussion should compare to references

ACM Rights Management: ICONETSI '22 - ICONETSI89

rightsreview@acm.org <rightsreview@acm.org>
To: dena.hendriana@sgu.ac.id

Tue, Aug 16, 2022 at 12:55 AM

Dear Author,

Your submission, "Wind Speed Measurements and Comparisons in Cakung Jakarta" was accepted for publication in ICONETSI '22 conference. You must formally grant permission to ACM to publish this contribution before ACM can proceed with production.

The ACM e-Rights Management Application will ask how you, the corresponding author, wish to manage the rights to your article. Because all co-authors share in the ethical responsibility associated with publishing, please consult with your co-authors before making a choice and completing the form. If someone has been mistakenly included in the official author listing, please remove that name using the EDIT tool in the e-Rights App and correct any errors found in the title as well before completing the form. If the link below does not contain your paper's information, please contact rightsreview@acm.org.

ACM authors may choose among several rights management options:

- Authors who want ACM to manage the rights and permissions associated with their work, which includes defending against improper use by third parties, can use ACM's traditional copyright transfer agreement.
- Authors who prefer to retain copyright of their work can sign an exclusive licensing agreement, which gives ACM the right but not the obligation to defend the work against improper use by third parties.
- Authors who wish to retain all rights to their work can choose ACM's author-pays option, which allows for perpetual open access of the article through the ACM Digital Library. Authors choosing the author-pays option can choose an appropriate Creative Commons License such as CC-BY or CC0, give ACM non-exclusive permission to publish, sign ACM's exclusive licensing agreement, or sign ACM's traditional copyright transfer agreement.

Notice for Open Access Publication

As noted in the list of rights management options, ACM offers the option to authors to make their works open access (OA) in the Digital Library by paying an Article Processing Charge (APC). Additional information about all the rights options and APCs may be found at <https://authors.acm.org>. The FAQ tab is particularly helpful. Your choice to pay OA fees has no bearing on whether your paper is accepted for publication; editors and reviewers are not privy to your OA selection.

The following fees provide permanent open access (OA) for your paper in the ACM Digital Library regardless of rights management choice: \$700 if you or any of your co-authors are ACM members, or \$900 if no author is a member of ACM.

ACM will invoice you separately for the required fee. If you are not already a member of ACM, consider joining ACM now to take advantage of the member discount rate
<https://campus.acm.org/public/qj/quickjoin/interim.cfm?promo=AUTHCOPY>.

Please click on the following link where you will be asked to ensure the title and author data that will be published in the ACM Digital Library is 100% accurate. After completing the review of the title and author data, you will move onto completing the required process of choosing publishing rights for your submission. The information on the ACM Rights Form must match the information on your paper source files.

<https://cms.acm.org/editTool/editPage.cfm?vs=1412075046561D535107070A1D54504D034F020F104D54>

ACM requires that the information for each author and paper title on the ACM Rights Form precisely match what is on the final version of your paper. The information includes each author's name, each author's affiliation, each author's email address, and the order of the authors on your paper. For Proceedings and Conferences, the edit screen allows the corresponding author to make any updates to the author information and the paper title to match what is on your final paper.

Barbara Ryan
ACM Publications
rightsreview@acm.org

ICONETSI 2022 submission 89 update

ICONETSI 2022 <iconetsi2022@easychair.org>
To: Dena Hendriana <dena.hendriana@sgu.ac.id>

Tue, Aug 16, 2022 at 1:41 PM

Dear authors,

we acknowledge that we received new files for your ICONETSI 2022 submission. The information about this update is shown below.

Number: 89

Authors: Dena Hendriana, Mochamad H. Aziz, Galih A. Subekti, Umar Said, Gembong Baskoro and Henry Nasution

Title: Wind Speed Measurements and Comparisons in Cakung Jakarta

Uploaded by: Dena Hendriana <dena.hendriana@sgu.ac.id>

Updates:

paper, version 3 (800500 bytes)

To access the new version of your submission you should log in to the ICONETSI 2022 EasyChair page.



Dena Hendriana B.Sc. S.M. Sc.D <dena.hendriana@sgu.ac.id>

Notification to upload your paper to the ACM Pub Mgt Sys| "Wind Speed Measurements and Comparisons in Cakung Jakarta" (ID:63) in ICONETSI

tapsadmin@aptaracorp.awsapps.com <tapsadmin@aptaracorp.awsapps.com>

Wed, Aug 17, 2022 at 10:43 AM

To: dena.hendriana@sgu.ac.id

Cc: aptara-production@hq.acm.org, taps@aptaracorp.com

Dear Dena Hendriana,

Your paper, "Wind Speed Measurements and Comparisons in Cakung Jakarta," which is to be published in Proceedings of the International Conference on Engineering and Information Technology for Sustainable Industry must be uploaded to The ACM Publishing System (TAPS) at this time.

Please use this link to upload the zip file of your paper for processing-the instructions regarding how to prepare your zip file for submission are posted at the top of the page:

<http://camps.aptaracorp.com/AuthorDashboard/dashboard.html?key=0&val=8ffa1ffd-1d3a-11ed-a76e-16bb50361d1f>

Should you have any issues preparing or uploading the zip file for your paper, please contact confsupport@aptaracorp.com for assistance.

Sincerely,
ACM Production

Do not reply to this message as emails are not monitored at this account.

ICONETSI 2022 Conference Invitation

Iconetsi SGU <iconetsi@sgu.ac.id>

Mon, Sep 19, 2022 at 6:05 PM

To: "Dena Hendriana B.Sc. S.M. Sc.D" <dena.hendriana@sgu.ac.id>

Cc: "Dr. Ir. Yosman Bustaman MBA" <yosman.bustaman@sgu.ac.id>, Aditya Tirta Pratama <aditya.pratama@sgu.ac.id>, Dian Karmila Kurniawati <dian.karmila@sgu.ac.id>

Dear Valued Colleagues,

On behalf of ICONETSI 2022 Chairman from Swiss German University, herewith we cordially invite you to our International Conference on Engineering and Information Technology for Sustainable Industry or ICONETSI 2022. Please see the Invitation Letter as attached for your reference.

Thank you for your kind attention.

Warm regards,

ICONETSI 2022 Secretariat

 **ICONETSI 2022 Conference Invitation Letter-31.pdf**
150K

[Thank you] ICONETSI 2022 Certificate for Presenter

Iconetsi SGU <iconetsi@sgu.ac.id>

Fri, Sep 23, 2022 at 10:16 PM

To: Iconetsi SGU <iconetsi@sgu.ac.id>, iconetsi registration <iconetsi.registration@sgu.ac.id>

Bcc: dena.hendriana@sgu.ac.id

Dear ICONETSI 2022 Participant,

On behalf of ICONIET 2022 Chairman and ICONETSI 2022 Chairperson, we would like to take this opportunity to thank for your participation and contributions to our conference event 2022 with the theme: ***“Innovation and Technology for Resilient and Sustainable Industry”***. Also please see your certificate number at the Certificate No_Presenter ICONETSI 2022 file as attached and follow the link: <https://drive.google.com/drive/folders/1VGDmIxsWBtLBw9jWHIQTt3OTgajkFo3?usp=sharing> for download the Certificate ICONETSI 2022 Presenter.

Stay safe and healthy..!

Thank you for your kind attention and see you in the next conference! ☺

Warm Regards,

ICONETSI 2022 Secretariat



A. Certificate No_Presenter ICONETSI 2022.pdf

167K

ICONETSI2022 - Certificate of Presenters

iconetsi registration <iconetsi.registration@sgu.ac.id>

Sat, Sep 24, 2022 at 1:55 PM

To: Iconetsi SGU <iconetsi@sgu.ac.id>

Bcc: dena.hendriana@sgu.ac.id

On behalf of ICONIET 2022 Chairman and ICONETSI 2022 Chairperson, we would like to take this opportunity to thank you for your participation and contributions to our conference event 2022 with the theme: ***“Innovation and Technology for Resilient and Sustainable Industry”***.

Please find your certificate number at the Certificate No_Paper No Presenters ICONETSI 2022 file as attached and follow the link:

<https://drive.google.com/drive/folders/1VGIDmIxswBtLBw9jWHIQTt3OTgajkFo3?usp=sharing>

Please check your name and let us know if there's any incorrect names.

Thank you.

Regards,

Registration Team of ICONETSI 2022

Swiss German University

The Prominence Office Tower 3rd Floor

Jl. Jalur Sutera Barat Kav. 15-Tangerang

Telp. +6221 29779596 Ext. 5505



←

Ads by Google

Stop seeing this ad Why this ad? ⓘ

ACM International Conference Proceeding Series

COUNTRY

United States

- Universities and research institutions in United States
- Media Ranking in United States

SUBJECT AREA AND CATEGORY

- Computer Science
 - Artificial Intelligence
 - Computer Networks and Communications
 - Computer Vision and Pattern Recognition
 - Human-Computer Interaction
 - Software

PUBLISHER

Association for Computing Machinery (ACM)

H-INDEX

137

∨

←

Ads by Google

Stop seeing this ad Why this ad? ⓘ

ⓘ ×

Cambridge University Press

Publish your research in Biological Imaging from Cambridge University F

Cambridge UniversityPre

[Open](#)

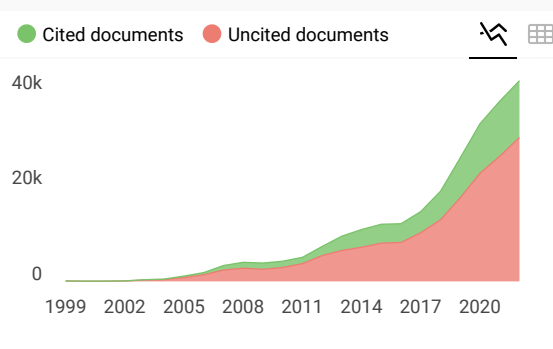
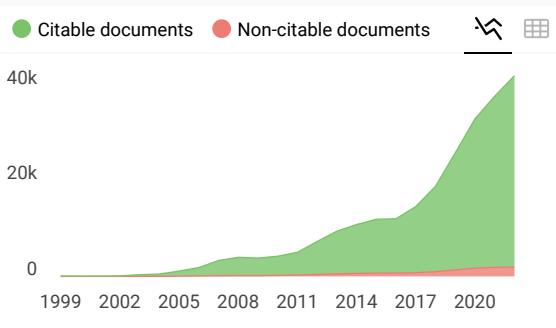
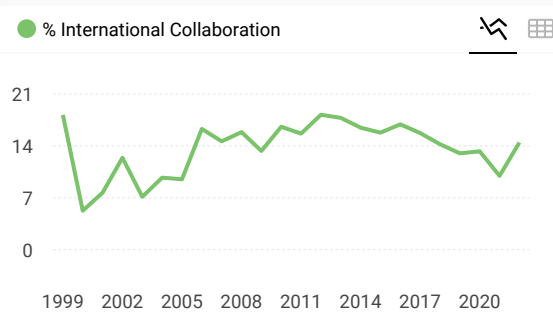
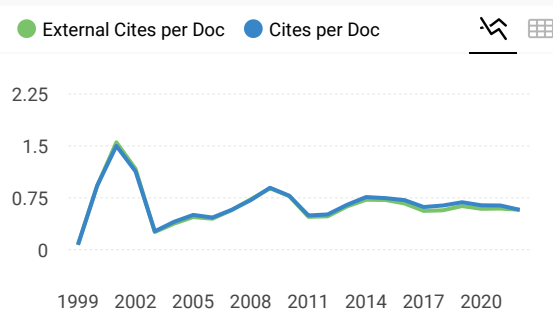
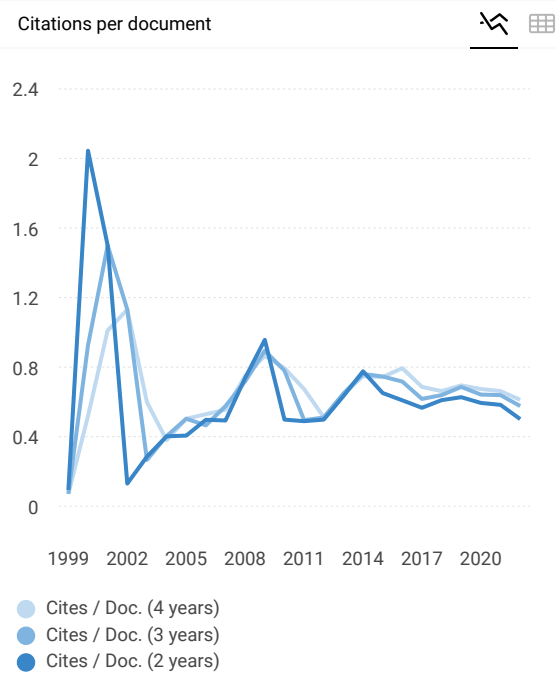
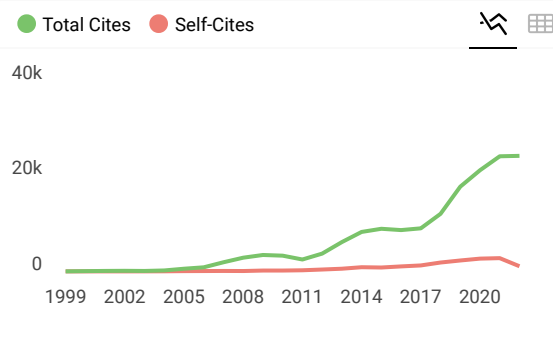
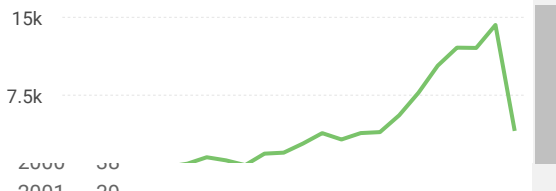
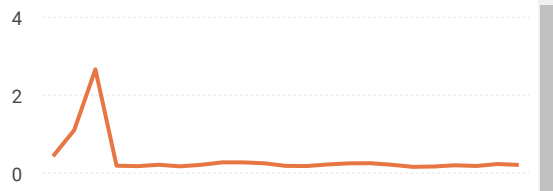
PUBLICATION TYPE	ISSN	COVERAGE	INFORMATION
Conferences and Proceedings	-	1993, 1996-1997, 1999-2022	Homepage

SCOPE

The ACM International Conference Proceeding Series (ICPS) provides a mechanism to publish the contents of conferences, technical symposia and workshops and thereby increase their visibility among the international computing community. The goal of this program is to enable conferences and workshops to cost effectively produce proceedings which provide maximum dissemination of the material through electronic channels, specifically, the ACM Digital Library.

 Join the conversation about this journal





ACM International Conference Proceeding...

Not yet assigned quartile

SJR 2022
0.21

powered by scimagojr.com

← Show this widget in your own website

Just copy the code below and paste within your html code:

```
<a href="https://www.scimaq
```



Metrics based on Scopus® data as of April 2023

R

Ray Sun 3 years ago

Hi, I want to ask why the paper published to the 9th ICSCA(International Conference on Software and Computer Applications) conference haven't indexed by EI compendex ?

The conference was held in February 2020. It has been spent 7 months after the conference!

← reply



Melanie Ortiz 3 years ago

SCImago Team

Dear Ray,

thank you for contacting us.

Unfortunately, we cannot help you with your request, we suggest you contact the journal's editorial staff or conference organizers, so they could inform you more deeply.

Best Regards, SCImago Team

M

Müller Naughty 3 years ago

Dears,

Thanks for helping us reaching our goals. My question is why this proceeding journal doesn't have an ISSN.

Best Regards

← reply



Melanie Ortiz 3 years ago

SCImago Team

Dear Müller,

thank you very much for your comment.

All the data show in SJCR's website have been provided by Scopus. We suggest you contact Scopus support regarding your query here:

https://service.elsevier.com/app/answers/detail/a_id/14883/kw/scimago/supporthub/scopus/



Juan Sebastián Fernández-Prados 3 years ago

Dears,
When will it be assigned a quartile?
Thanks

← reply



Melanie Ortiz 3 years ago

SCImago Team

Dear Juan Sebastián,

Thank you for contacting us. We calculate the SJR data for all the publication's types, but the Quartile's data are only calculated for Journals. Best regards, SCImago Team



FR 4 years ago

I am just trying to understand the types and quality of different journals and this site is definitely helping me.

← reply



Estefania Herran Paez 4 years ago

SCImago Team

Dear Sir/Madam,
thanks a lot! It's a pleasure for us to contribute to the academic discussion!

Best Regards,
SCImago Team

Leave a comment

Name

Email

(will not be published)



I'm not a robot

reCAPTCHA
Privacy - Terms

Submit

The users of Scimago Journal & Country Rank have the possibility to dialogue through comments linked to a specific journal. The purpose is to have a forum in which general doubts about the processes of publication in the journal, experiences and other issues derived from the publication of papers are resolved. For topics on particular articles, maintain the dialogue through the usual channels with your editor.

Developed by:



Powered by:

Scopus

Follow us on [@ScimagoJR](#)

Scimago Lab, Copyright 2007-2022. Data Source: Scopus®

EST MODUS IN REBUS

Horatio (Satire 1,1,106)

[Cookie settings](#)

[Cookie policy](#)





Source details

ACM International Conference Proceeding Series

Scopus coverage years: 1993, from 1996 to 1997, from 1999 to Present

Subject area: Computer Science: Computer Networks and Communications

Computer Science: Computer Vision and Pattern Recognition Computer Science: Human-Computer Interaction

Computer Science: Software

Source type: Conference Proceeding

[View all documents >](#)

[Save to source list](#)

CiteScore 2022

1.1



SJR 2022

0.209



SNIP 2022

0.229



[CiteScore](#) [CiteScore rank & trend](#) [Scopus content coverage](#)

i Improved CiteScore methodology



CiteScore 2022 counts the citations received in 2019-2022 to articles, reviews, conference papers, book chapters and data papers published in 2019-2022, and divides this by the number of publications published in 2019-2022. [Learn more >](#)

CiteScore 2022 ▼

$$1.1 = \frac{49,408 \text{ Citations } 2019 - 2022}{45,524 \text{ Documents } 2019 - 2022}$$

Calculated on 05 May, 2023

CiteScoreTracker 2023 ⓘ

$$1.0 = \frac{34,725 \text{ Citations to date}}{34,510 \text{ Documents to date}}$$

Last updated on 05 August, 2023 • Updated monthly

CiteScore rank 2022 ⓘ

Category	Rank	Percentile
Computer Science		
Computer Networks and Communications	#323/379	14th
Computer Science		
Computer Vision and Pattern Recognition	#89/100	11th

[View CiteScore methodology >](#) [CiteScore FAQ >](#) [Add CiteScore to your site](#)

About Scopus

[What is Scopus](#)

[Content coverage](#)

[Scopus blog](#)

[Scopus API](#)

[Privacy matters](#)

Language

[日本語版を表示する](#)

[查看简体中文版本](#)

[查看繁體中文版本](#)

[Просмотр версии на русском языке](#)

Customer Service

[Help](#)

[Tutorials](#)

[Contact us](#)

ELSEVIER

[Terms and conditions](#) ↗ [Privacy policy](#) ↗

Copyright © Elsevier B.V. ↗. All rights reserved. Scopus® is a registered trademark of Elsevier B.V.

We use cookies to help provide and enhance our service and tailor content. By continuing, you agree to the use of cookies ↗.





PROCEEDING

ICONETSI

*International Conference on Engineering and
Information Technology for Sustainable Industry* **2022**

21 – 22 September 2022

SGU Alam Sutera Campus, Prominence Tower
Jalan Jalur Sutera Barat No. 15, Tangerang, Indonesia





The Association for Computing Machinery
1601 Broadway, 10th Floor
New York, New York 10019, USA

ACM COPYRIGHT NOTICE. Copyright © 2022 by the Association for Computing Machinery, Inc. Permission to make digital or hard copies of part or all of this work for personal or classroom use is granted without fee provided that copies are not made or distributed for profit or commercial advantage and that copies bear this notice and the full citation on the first page. Copyrights for components of this work owned by others than ACM must be honored. Abstracting with credit is permitted. To copy otherwise, to republish, to post on servers, or to redistribute to lists, requires prior specific permission and/or a fee. Request permissions from Publications Dept., ACM, Inc., fax +1 (212) 869-0481, or permissions@acm.org.

For other copying of articles that carry a code at the bottom of the first or last page, copying is permitted provided that the per-copy fee indicated in the code is paid through the Copyright Clearance Center, 222 Rosewood Drive, Danvers, MA 01923, +1-978-750-8400, +1-978-750-4470 (fax).

ACM ISBN: ISBN 978-1-4503-9718-6

MESSAGE FROM RECTOR

The Covid-19 pandemic has substantially posed challenges to the world of a magnitude that we did not specifically anticipate before. On the other hand, it has also opened up new possibilities for technology and innovation in our daily lives and workplaces. In the post-pandemic period that we are experiencing at present, technology and innovation play even bigger roles to improve effectiveness and sufficiency for sustainability on our planet with a particular emphasis on human wellbeing. Despite the size of the task and the current unpredictable path of the world, the transformation to a sustainable future is not impossible because we have the knowledge, tools, and capacity.

Therefore, bringing forward the theme “Fostering Innovation and Technology for the Sustainability of the Post-Pandemic Society”, our International Conference on Innovation, Entrepreneurship, and Technology (ICONIET) this year serve as a forum where academics, researchers, industry practitioners, and government officials discuss the significance of innovation, research, and technology in presenting potential solutions for establishing a sustainable future for people and the environment.

For the last seven years, Swiss German University has been regularly conducting the ICONIET as a token of contribution to quality research and education. This year, the ICONIET consists of two sub-conferences, namely “International Conference on Engineering and Information Technology for Sustainable Industry 2022 (ICONETSI)” on 21-22 September 2022 and “International Conference on Biomedical and Pharmaceutical Sciences and Technology (ICOBIPST)” on 1 and 2 October 2022.

I’d like to take this opportunity to welcome all honourable speakers, presenters, and participants from Indonesia and other countries. I wish to express my gratitude to the Minister of Communication & Information of the Republic of Indonesia, Mr. Johnny G Plate for his tremendous support in this conference. I’d like to further thank the Ministry of Research and Technology as well as the National Research & Innovation Agency (BRIN) for their continuous support of our research. Our deep appreciation also goes to the University of Brawijaya Faculty of Medicine, the co-host of the first ICOBIPST at this conference. Last but surely not the least, I’d like to thank the Committee of ICONIET 2022, including the committee of ICONETSI and ICOBIPST 2022, who have put their utmost efforts into organizing these events.

I wish all participants to experience insightful and productive times in this conference. I hope this event will give invaluable new ideas and potential solutions for establishing a sustainable future in these challenging times. We look forward to seeing all of you at the ICONIET 2022.

Respectfully yours,

Dr. rer. nat. Filiana Santoso
Rector of Swiss German University

MESSAGE FROM CONFERENCE CHAIR

On behalf of the organizing committee, it is my pleasure and privilege to welcome you to the 2nd International Conference on Engineering and Information Technology for Sustainable Industry (ICONETSI 2022).

Under the theme of “Innovation and Technology for Resilient and Sustainable Industry”, the conference offers a platform for scholars, engineers, scientists, practitioners, and students from universities and industries around the world to perform knowledge exchanges about research and development activities.

This conference features a rich program, including a keynote speech delivered by honourable Minister of Communication and Informatics Republic of Indonesia - Mr. Johnny G. Plate, and also keynote speech from Dr. R. Herdian – Deputy for Utilization of Research and Innovation BRIN. In the plenary session, the speeches will be delivered by Dr. Nuki Agya Utama - Executive Director at ASEAN Center for Energy and Assoc. Prof. Dr. Waseem Haider from Central Michigan University, while in the parallel session, we are delighted to have Prof. Dr. Dominik Aufderheide from Fachhochschule Südwestfalen, Germany, Prof. Dr.-Ing. Matthias Schirmer from Ernst-Abbe-Hochschule Jena, Germany, Prof. Dr. Wahyudi Sutopo from Lithium Battery Research and Technology Centre, Universitas Sebelas Maret, Surakarta, Indonesia, Dr. Selvakumar Ramachandran from Kerckhoffs Ltd, United Kingdom, and Kholis Abdurachim Audah, Ph.D from Swiss German University; Indonesia

All accepted and presented papers in this conference will have the opportunities to be published in ACM International Conference Proceeding Series and indexed by Scopus. The conference has received 92 submitted papers from Japan, France, Taiwan, Peru, Saudi Arabia, and Indonesia whereby 68 papers have been accepted by the committee for presentation and to be included in the proceedings. Each submission is evaluated by at least three reviewers in a blind review procedure to guarantee the high quality of the articles. Additionally, we thoroughly review each submission's writing style in accordance with the conference proceedings template and the similarity rating to prevent plagiarism.

I would like to express my highest gratitude to every one of the organizing committee members, the reviewers, the moderators, the session chairs, the collaboration partners, the volunteers, and the sponsors for their amazing efforts in making this conference successful.

Thank you for being here with us. We value your presence at this conference. Enjoy the conference!

Warm Regards,
Dr. Eng. Aditya Tirta Pratama
ICONETSI 2022 General Chair

Keynote Speaker

Development and Characterization of Thin Film Metallic Glasses for Biomedical Applications

Assoc. Prof. Dr. Waseem Haider

Central Michigan University, USA



Abstract:

Novel thin film metallic glasses are synthesized for advanced biomedical applications using magnetron co-sputtering. The formation and properties of metallic glasses are optimized via compositional variations using power densities of sputtering gun. These films are subsequently characterized for surface, electrochemical and mechanical properties. The structural characterizations are done using Glancing-angle X-Ray Diffraction, Transmission Electron Microscopy and X-Ray

Photoelectron Spectroscopy. Moreover, the electrochemical characterizations are carried out using Potentiodynamic polarization and Impedance spectroscopy. This research offers a new way of synthesizing metallic glasses for advanced applications.

Short Biography:

Dr. Waseem Haider is a tenured associate professor at School of Engineering and Technology, Central Michigan University, USA. He earned his PhD in Mechanical Engineering from Florida International University in 2010. He got a post-doctoral fellowship in materials science and engineering at Pennsylvania State University. Afterwards, he joined orthopedic research labs as a research scientist at State University of New York. Soon after that, he joined University of Texas as tenure track assistant professor where he served for three years. Dr. Haider's research focuses on Materials Science and Biomedical Engineering with special emphasis on Biomedical Materials Surface Chemistry, Electrochemistry, Bulk Metallic Glasses, and Nanomaterials. His research is supported by National Science Foundation and Department of Defense.



Keynote Speaker
Strategic Energy Transition for ASEAN

Dr. Nuki Agya Utama
Executive Director of the ASEAN Centre for Energy (ACE)



Abstract:

The ASEAN economic growth has been one of the fastest in the world, which needs to be fueled by energy. The 6th ASEAN Energy Outlook (AEO6) projected that the primary energy supply in 2040 will be 2.1 times higher than the 2017 level. Still dominated by fossil fuels, ASEAN will become a net importer of gas starting in 2025 and coal starting in 2035—assuming no significant exploration. With the volatility of fossil fuel markets, energy security needs to be addressed in the region’s energy transition.

The region, through the ASEAN Plan of Action for Energy Cooperation (APAEC), put energy security as one of its four pillars, along with accessibility, affordability, and sustainability. Within that are the regional energy targets, achieving 23% of RE share in TPES, 35% of RE in installed power capacity, and 32% energy intensity reduction by 2025. Nevertheless, a just energy transition would require ASEAN to secure its energy supply by optimizing the energy mix from the indigenous primary energy sources. The importance of geopolitics, diversification of energy sources, and improvement of capacity and technology are seen to be key strategies.

Short Biography:

Dr. Nuki Agya Utama is appointed as the Executive Director of the ASEAN Centre for Energy (ACE) and reporting directly to an International organisation under ASEAN entities and reporting to Governing Council consist of ministries energy in ASEAN member states. He is currently an advisory board member of Asia Pacific Energy Research Centre (APEREC) and World Economic Forum (WEF) Global Future Councils.

Dr. Nuki Agya Utama has academics and research background as Post-Doctorate in Graduate School Energy Science Kyoto University for energy scenario planning in South East Asia. Holding PhD, with research on Life Cycle Energy Analysis from Joint Graduate School of Energy and Environment, the University of Technology King Mongkut (KMUTT), Thailand.

Prior to assuming his position in ACE, he worked as a director various local companies and as a consultant in a well-known international Institutions. In his early career, he worked as a consultant in UNDP and UNEP, working on energy and environment-related issues. He also serves as an invited lecture in Diponegoro University as well as editor and reviewer in a various international journal.



Invited Speaker

The Indonesian Natural Products Library: an Indonesian Natural Products Database for Drug Discovery

Kholis Abdurachim Audah, PhD.

Director of Academic Research and Community Service
Swiss German University



Abstract:

Indonesia is one of megabiodiverse countries in the world which has abundant natural resources both on land and marine. Natural resources have been utilized as the resources for traditional medicines that have been practices for generations. The term natural product refers to natural resource, mainly biota, that has medicinal benefits. Various researches on natural products have been vigorously conducted in Indonesia, especially since 2015 when the Indonesian government launched a National Research Plan (2015-2044). In this plan, research on natural products had become country's top research priority. Despite this positive atmosphere for natural products researches, researches conducted are still scattered and lack of coordination, communication or collaboration among researchers and or institutions. One of the problems to this condition is due to the absence of a common database platform for scientist to display their works. The platform can be used as the source of information so that people can follow and learn about different research that have been conducted, on what areas and the stage of the researches.

The Indonesian Natural Products Library (INPL) is developed to solve this problem to ensure that all researches utilizing Indonesian biodiversity, particularly in the area of drug discovery or pharmaceuticals, are more effectively done. As the source of information, INPL will enable the synchronizing and synergizing Indonesia's natural products-based research so that unnecessary activities such as overlapping and discontinuation of researches can be avoided. In addition, INPL will also be useful for finding alternatives for other areas such as food and energy sources.

Short Biography:

Dr. Audah earned his PhD in Biochemistry from Auburn University, USA (2007). He did his Postdoctoral Research at Yale University School of Medicine, Section of Infectious Diseases (2009). Dr. Kholis Audah earned his Bachelor Degree in Chemistry/

Biochemistry from Bogor Agricultural University, Indonesia (1996) and a Master Degree in Molecular Biology from University of Malaya, Malaysia (2000). Currently, he serves as the Director of Research and Community Services and Senior Lecturer at Department

of Biomedical Engineering, Swiss German University (SGU), Tangerang (2015-present). Before joining SGU, he held different positions at different institutions in Indonesia, Saudi Arabia and USA.

His current researches focus on Drug Discovery on antibacterial and anticancer from Indonesian natural products as well as synthetic compounds and Telemedicine. His project in Development of Mangrove Extract Library for Drug Discovery and Development of Microscope Scanner for Telepathology were funded by the Ministry of Research and Higher Education, Republic of Indonesia. He also obtained international and industrial funding as well as Awards from various institutions. He is the inventor of the Indonesian Natural Products Library (INPL) and the Citizen Medicine (CitMed) databases.

Dr. Audah is actively involved in different scientific organizations and scientific activities as Editor in Chief, Editorial Board Members and Reviewer in several national and international journals. Before joining SGU, Dr Audah was the Head of Biochemistry Departments and Laboratory and Assistant Professor at the College of Medicine, University of Hail, Hail, Saudi Arabia. He was also the Lead Scientist (Research and Laboratory) for the establishment of the Indonesia Medical Education and Research Institute (IMERI), Faculty of Medicine, University of Indonesia. He earned some professional certifications such as Good Clinical Practice from the Indonesian Association for the Study of Medicinal, Certified Reviewer from Kemenristekdikti and ISO 17024 and Certified Biosafety Level 2 and Radioisotope handling, Yale University.

Invited Speaker

Therapeutic Potential of Organic Fermented Soybean Extract Against Lead (Pb)-Induced Zebrafish Via NMR Metabolomics Approach

Assoc. Prof. Dr. Intan Safinar Ismail

Dean of Faculty of Science, University of Putra Malaysia



Abstract:

Lead (Pb), even in small quantity, is harmful to multiple body systems. Dimercaptosuccinic acid (DMSA), one of the chelators that used to treat Pb toxicity also gives various negative side effects. Tempeh, one of the fermented soybeans is known having high antioxidant effect which might potentially be useful in alleviation of Pb toxicity. Organic foods are sold with a higher price than the non-organics as the organics are claimed to be better in terms of health benefits. However, the difference in the phytochemical content between organic and non-organic soybeans that related to their quali-ties is not well explored. Thus, this study assessed the therapeutic potential of organic fermented soybean extracts (FSE) against Pb toxicity using a zebrafish model. Non-targeted NMR metabolomics was used to study the difference in the chemical profiles between non-organic and organic soy-beans (*Glycine max* [L.] Merr.), and the metabolite changes after fermentation using *Rhizopus oligosporus*. The Pb and FSE concentrations were preliminary investigated before proceeding further with the therapeutic study of FSE against Pb toxicity in zebrafish model. All zebrafish samples were evaluated using NMR metabolomics with additional support behavioral test and transmission electron microscope (TEM) analysis. Zebrafish that exposed to 50 mg/L FSE significantly changed four metabolites namely glucose, isoleucine, sn-glycero-3-phosphocholine, and glutamine. Preliminarily study of Pb inducement significantly altered the behavior of zebrafish and non-lethal 5 mg/L Pb concentration which altered the metabolite profiles of zebrafish are selected for further investigation. In the therapeutic study, citrulline was significantly upregulated only in Pb-induced group without any treatment.

FSE-treated (50mg/L) Pb-induced zebrafish might potentially retrieve the effect of Pb toxicity by significantly upregulated four key differential metabolites (glutamine, glutamate, glutathione, and taurine). Even though the treatment groups (FSE and DMSA) did not normalize to control, yet they differ from Pb-induced group without any treatment. These results presumed that FSE has potential to ameliorate the Pb poisoning effect in this fish model.

Short Biography:

Associate Professor Dr. Intan Safinar Ismail completed her PhD and post-doctoral studies at Okayama University and Hoshi Medical University, Japan. She joined Universiti Putra Malaysia (UPM) in 2005 and became the Head of Laboratory of Natural Products at the Institute of Bioscience in 2011 until 2017. She is now the Head of Chemistry Department, Faculty of Science. Within the period of her affiliation to the Universiti Putra Malaysia, she has published more than 190 papers in reputed journals and presentations at conferences as speakers including keynote and invited at international meetings. She led 14 research projects and leading 2 at the moment and more than 5 as a co-worker. Seven Ph.D. and 13 MSc students have graduated under her supervision, with 3 Ph.D. and 1 MSc students are currently enrolling. She co-supervised more than 50 postgraduates. She is editor for a few journals including Journal of Natural Medicines (Springer), review editor for Marine Biotechnology (Frontiers) and Specialty Section of Natural Products (Frontiers).

Invited Speaker

Current Challenges of the Energy Market - Between Net Zero Scenario and Security of Energy Supply

Prof. Dr.-Ing Matthias Schirmer
EAH Jena, Germany



Abstract:

With the adoption of the climate targets, the European energy market is facing a fundamental transformation. Fossil energy sources must be replaced by low-emission, renewable types of energy production. In the field of electricity generation, some successes have been achieved in the last decade. The share of renewable energies in electricity generation in the EU-27 was 22% last year. Greenhouse gas emissions have been reduced by 32% since 1990. These successes should not obscure

the challenges that lie ahead, especially in the heat supply and mobility sectors. The war in Ukraine has further aggravated this situation. In addition to the goal of reducing emissions, the main concern now is to secure the energy supply. This raises the question of how to reduce dependence on Russian oil and gas supplies. Furthermore, how can we deal with energy prices, which have risen drastically in some cases? In the following, the current situation of the European energy market will be analyzed, and possible solutions discussed.

Short Biography:

Prof. Dr.-Ing. Matthias Schirmer is Professor for Energy and Environment (W2) at the Faculty of Industrial Engineering at the University of Applied Science Jena, Germany. He is currently a Vice- Dean of the Faculty Industrial Engineering and Director of the post graduate study program “Environmental and Geo resource Management”. Prof. Dr.-Ing. Matthias Schirmer has academics and research background as PhD thesis (Dr.-Ing.) Dresden University of Technology, with research on Waste characterization and energy generation by waste and biomass, and also Energy systems modelling and simulation. He has experienced in various teaching, research and project stays in Portugal, Greece, Peru, Chile, Ecuador, Indonesia, Vietnam, Thailand, India, Namibia and South Africa.

Invited Speaker:

Emerging Technologies for ALL

Dr. Selvakumar Ramachandran

Kerckhoffs Ltd, UK



Abstract:

In human history 'technological' revolutions brought in a greater level of playing field for society. It has not just created opportunities and created wealth, but it strengthened the connectivity, human bonding even stronger. Given the advancement in telecommunications, particularly 5G combined with VR/AR, innovators and researchers believe that it can bring a greater level of inclusion and accessibility in several domains. We, at Kerckhoffs Ltd, creating Eyemmersive - an inclusive VR-based tourism platform for all, connecting VR-content creators to the people who want to have alternative platform to have parallel tourism and a tool to plan before they travel. Dr Ramachandran will speak about VR in accessible tourism and how it can support inclusion in other domains

Short Biography:

Dr Selvakumar Ramachandran is the CEO of UK based software R & D company Kerckhoffs Ltd. Dr Ramachandran is one of the pioneers in the field of emerging technologies and a flag bearer promoting technology for all. Dr Ramachandran earned his PhD from University of Rome – Tor Vergata, Italy and he received his MSc degree from Blekinge Tekniska Hogskola, Sweden. Dr Ramachandran has for 20+ years of experience in the field of computer science, published several papers and was a recipient of Google Scholar award in the year 2012.

Invited Speaker:

Intelligent Systems and Strategies for a Sustainable Cement Manufacturing

Prof. Dr.-Ing. Dominik Aufderheide

Fachhochschule Südwestfalen, Germany



Abstract:

Approximately 4-8% of the total global emissions of carbon dioxide (CO₂) are caused by the usage of concrete. Here, especially the process of cement manufacturing is very energy intensive and the usage of large amounts of fossil fuels is typically involved within the main clinkering process. Therefore, the usage of Alternative Fuel Resources (AFR) has become a main technique towards a greener cement production. Due to the volatile combustion characteristics of those bulk materials, the process control has become a challenge for plant operators. This talk provides an overview of recent methodologies for the optimization of cement plants in order to reduce the associated environmental impact. In this context, especially intelligent system architectures and model-based optimization techniques are introduced and discussed. Furthermore, the incorporation of sensors and vision-based approaches for a model-based process optimization are evaluated.

Short Biography:

Prof. Dr. Dominik Aufderheide is a full professor for industrially metrology at the Faculty of Electrical Engineering at the South Westphalia University of Applied Sciences. His research interests are intelligent sensor systems, computer vision, model-based design and optimisation techniques and energy optimization. Before he returned to academia in 2020, he worked for several years as the head of automation and research at the Di Matteo Group in Beckum, Germany, where he led several development and research projects related to the process optimization in energy-intensive industries, such as cement and steel production or in electrical power plants. He graduated in 2014 from the University of Bolton, U.K. as a Ph.D. with a dissertation about the self-acting 3D scene reconstruction based on a novel sensor-fusion approach. At the same university, he received his Master's degree in Electronic Systems and Engineering Management with Distinction in 2009. Before that he studied Electrical Engineering and Industrial Informatics at the South Westphalia University of Applied Sciences in Soest, Germany.



Invited Speaker 4:
**Accelerating A Commercialization of The Innovation
Technology Using Early Supply Chain and Standardization:
A Case Study of Energy Storage Technology**

Prof. Dr. Ir. Wahyudi Sutopo, ST., M.Si, IPM.
Universitas Sebelas Maret



Abstract:

In most cases, many technology products resulting from research happened to fail to be launched to the market due to the valley of death. This obstacle usually occurs in the transition process between technology development and technology commercialization. Hence, critical action is needed to accelerate the technology commercialization to ensure the commercialization potency of research output does not fall into the valley of death. The innovation of the Electric Motorcycle Swap

Battery (EMSB) technology encourages the formation of a new ecosystem at the early of the supply chain, including technopreneurs and startups from manufacturers, suppliers, and distributors for commercialization. Swappable Batteries (SB), Electric Motorcycle (EM), and Battery Swap/Charging Station (BSCS) are key components of EMSB that have attracted the attention of supply chain players and government to find a thriving solution to enable faster adoption and diffusion of EMSB in Indonesia. Previously, the Center of Excellence for Electrical Energy Storage Technology, Universitas Sebelas Maret (or CoE-EEST UNS) has developed SB, EM, and BSCS prototypes with limited systems to operate the EMSB. However, to transfer technological innovations and/or facilitate operations of the EMSB on a large scale, there are various challenges and problems with products, processes, innovations, and businesses that are required to be solved. There are five interventions/models that were proposed by CoE-EEST UNS, namely circular business for EMSB, innovation diffusion and adoption, technology readiness and economic benefits prediction, location-allocation for smart charging, and Internet of Things based decision support system for distributing EMSB, and the technical requirements for interoperable of EMSB. The interventions/models are seen as alternatives to accelerate the downstream of EMSB technology innovation, and then maximize the economic benefits of a green economy in Indonesia

Short Biography:

Wahyudi Sutopo is a professor in industrial engineering and Head of Industrial Engineering and Techno-Economics Research Group, Department of Industrial Engineering, Universitas Sebelas Maret (UNS), Surakarta, Indonesia. He is also as researcher for center of excellence for electrical energy storage technology (CoE-EEST), the president of the industrial engineering and operations management (IEOM) society for Indonesia's professional chapter, and Director, IEOM Asia Pacific Operation. His



educational background is the profession of engineer from UNS (2018); Doctor and Bachelor in industrial engineering from Institut Teknologi Bandung (2011 & 1999); and master of management science from Universitas Indonesia (2004). His research interests include supply chain engineering, engineering economy & cost analysis, and technology innovation & commercialization.

Dr Sutopo has completed research projects with more than 45 grants and carried out research projects funded by Institution of Research and Community Services - UNS, Ministry of Research and Technology / National Agency for Research and Technology, Indonesia Endowment Fund for Educational (LPDP), PT Pertamina (Persero), PT Toyota Motor Manufacturing Indonesia, and various other companies. He has written 4 text books and 7-chapter books and made 5 intellectual property rights (IPR) in the form of copyrights, and 3 patents. He has initiated to commercialize research outputs of UCE-EEST UNS related to energy storage technology and electric vehicle conversion through start-ups where he is one of the founders, namely PT Batex Energi Mandiri and PT. Ekoelektrik Konversi Mandiri. Dr Sutopo has published articles over 185 documents indexed by scopus with H-index 13. His email address is wahyudisutopo@staff.uns.ac.id.



Conference Committee

The 1st International Conference on Engineering and Information Technology for Sustainable Industry. (ICONETSI 2020)

Advisory Board

Prof. Dr. Eng. Koichi Murata, Nihon University, Japan
Assoc. Prof. Dr. Waseem Haider, Central Michigan University, USA
Prof. Dr. Wahyudi Sutopo, Universitas Sebelas Maret, Indonesia
Dr. Selvakumar Ramachandran, Kerckhoffs Ltd, United Kingdom

Steering Committee

Dr. rer. nat. Filiana Santoso, Swiss German University, Indonesia
Dr. Irvan S. Kartawiria, S.T., M. Sc, Swiss German University, Indonesia
Anthon Stevanus Tondo, S.E., M.B.A., Swiss German University, Indonesia
Dr. Kholis Audah, Swiss German University, Indonesia
Dr. Maulahikmah Galinium, S.Kom., M.Sc., Swiss German University, Indonesia
Dr. Nila Krisnawati Hidayat, SE., MM., Swiss German University, Indonesia
Dr. Dipl. -Ing. Samuel P. Kusumocahyo, Swiss German University, Indonesia
Dr.-Ing. Evita Legowo, Swiss German University, Indonesia

Conference Chair

Dr. Eng. Aditya T. Pratama, MT, Swiss German University, Indonesia

Program Chair

Assoc. Prof. Dr. Tanika D Sofianti, Swiss German University, Indonesia

Reviewer Committee

Dr. Christian Schunck, Fraunhofer-Institut für Arbeitswirtschaft und Organisation IAO, Germany
Assoc. Prof. Dr. Waseem Haider, Central Michigan University, USA
Prof. Dr. Eng. Koichi Murata, Nihon University, Japan
Assoc. Professor Yudi Fernando PhD M.LogM, Universitas Malaysia Pahang, Malaysia
Dr. Andrea Callia D'iddio, Imperial College London, UK
Dr. Muhammad Tahir Fattani, Sir Syed University of Engineering and Technology, Pakistan
Dr. Masato Terada, Tokyo Denki University, Japan
Dr. Eng. Andante Hadi Pandyaswargo, Waseda University, Japan
Dr. Yuti Ariani, Asian School of the Environment, Singapore
Dr. Cuk Supriyadi Ali Nandar*, BPPT, Indonesia
Dr. Eng. Anto Satriyo Nugroho, BPPT, Indonesia
Nuki Agya Utama, PhD, ASEAN Center for Energy
Dr. Magfirawaty, Sekolah Tinggi Sandi Negara, Indonesia
Dr. Edi Sofyan, B.Eng, LAPAN, Indonesia
Dr. Mulya Mashudi, Kuul communities, Indonesia
Dr. Yenny Meliana M.Si., Lembaga Ilmu Pengetahuan Indonesia, Indonesia



Arief Ameir Rahman Setiawan, M.Eng, Lembaga Ilmu Pengetahuan Indonesia, Indonesia
Dra. Yanny Kussuryani, M.Si, Independent Consultant, Indonesia
Dr. Made Andriani, Institut Teknologi Bandung, Indonesia
Dr. Hasrini Sari, Institut Teknologi Bandung, Indonesia
Dr. Hendy Risdianto Wijaya, Universitas Indonesia, Indonesia
Dr. Eng. Imam Wahyudi Farid, Institut Teknologi Sepuluh Nopember, Indonesia
Dr. Eko Liquiddanu, Universitas Sebelas Maret, Indonesia
Dr. Muhammad Hisjam, Universitas Sebelas Maret, Indonesia
Dr. Singgih Saptahadi, Universitas Diponegoro, Indonesia
Dr. Naniek Utami Handayani, Universitas Diponegoro, Indonesia
Dr. Manik Mahacandra, Universitas Diponegoro, Indonesia
Dr. Yenni Ciawi, Udayana University, Indonesia
Dr. Eng. Wahyu Kunto Wibowo, Universitas Pertamina, Indonesia
Dr. Eng. Muhammad Abdillah, Universitas Pertamina, Indonesia
Teuku Muhammad Roffi, Ph. D, Universitas Pertamina, Indonesia
Dr. Eng Murman Dwi Prasetyo, Telkom University, Indonesia
Dr. Eng. R. Bagus Seno Wulung, Politeknik ATK Yogyakarta, Indonesia
Dr. Eng. Mohamad Sofitra, Universitas Tanjungpura, Indonesia
Dr. Harya Widiputra, Perbanas Institute, Indonesia
Ary Syariar, PhD, Universitas Al Azhar Indonesia, Indonesia
Dr. Dede Lia Zariatun, Universitas Pancasila, Indonesia
Dr. Ainil Syafitri, Universitas Pancasila, Indonesia
Dr. Herminarto Nugroho, Universitas Pertamina, Indonesia
Dr. Muhammad Abdillah, Universitas Pertamina, Indonesia
Dr. Lukas, Universitas Katolik Indonesia Atma Jaya, Indonesia
Dr. Sumarsono Sudarto, Universitas Mercubuana, Indonesia
Dr. Oktri Mohammand Firdaus, Universitas Garut, Indonesia
Dr. Mohamad Sofitra, Universitas Tanjung Pura, Indonesia
Dr. Rahmi Maulidya, Universitas Trisakti, Indonesia
Dr. Victor Christianto, Institute Pertanian Malang, Indonesia
Dr. Seno Darmawan Panjaitan, Universitas Tanjungpura, Indonesia
Dr. Pujiyanto Yugopuspito, Universitas Pelita Harapan, Indonesia
Rudi Irawan, Ph.D., Gunadarma University, Indonesia
Dr. Kholis Audah, Swiss German University, Indonesia
Dr. Charles Lim, Swiss German University, Indonesia
Dr. Heru Purnomo Ipung, Swiss German University, Indonesia
Dr. Yunita Umniyati, Swiss German University, Indonesia
Dr. Eka Budiarto, Swiss German University, Indonesia
Dr. Henry Nasution, Swiss German University, Indonesia
Dr. Diah Widiputri, Swiss German University, Indonesia
Dr. Maria Gunawan Puteri, Swiss German University, Indonesia
Dr. Eng. Aditya T. Pratama, MT, Swiss German University, Indonesia
Dr. Tanika D Sofianti, Swiss German University, Indonesia
Muhammad Fathony, M.Sc., Ph.D., Swiss German University, Indonesia
Dr. Hery Sutanto, S.Si, M.Si, Swiss German University, Indonesia
Kho I Eng, Dipl.-Inf., Swiss German University, Indonesia
Ir. Triarti Saraswati, M.Eng, Swiss German University, Indonesia
Silvy Yusri, M.T., Swiss German University, Indonesia
Aulia Iskandar, M.T., Swiss German University, Indonesia
Ivan Kurniawan, M.T., MBA, Swiss German University, Indonesia

Anak Agung Ngurah Perwira Redi, Ph.D, Sampoerna University, Indonesia

Dr. Eng. (Cand). Firly Rachmaditya Baskoro, S.T., M.T, Hiroshima University, Japan
Dr. Anton Ahmad, M.T., National Taiwan University of Science and Technology, Taiwan
Dr. Panca Jodiawan, National Taiwan University of Science and Technology, Taiwan
Hadi Susanto, M.T., MBA, National Taiwan University of Science and Technology, Taiwan
Fuad Ughi, M.T., Chang Gung University, Taiwan
Alva Erwin, M.Sc., cakravala.id, Indonesia

Organizing Committee

Deborah Nauli Simorangkir, Ph.D, Swiss German University, Indonesia
Mina Arsita, Swiss German University, Indonesia
Dyah Puspitasari, Swiss German University, Indonesia
Tedi Purwanto, Swiss German University, Indonesia
Danu Amirul Aji Supri, Swiss German University, Indonesia
Tabligh Permana, S.Si., M.Si., Swiss German University, Indonesia
David Simorangkir, S.E., Swiss German University, Indonesia
Rizal Pauzan Ramdhani, Swiss German University, Indonesia
Rina Rahayu, Swiss German University, Indonesia
Anis Choirunnisa, S.T., M.Kom., Swiss German University, Indonesia
Dian Karmila, Swiss German University, Indonesia
Tety Rachmawati, Swiss German University, Indonesia
Faisal Ifzaldi, Swiss German University, Indonesia
Irzan Fahmi, Swiss German University, Indonesia
Annisa Hanna Kusumawardani, Swiss German University, Indonesia
Lestari Nur Wijayanti, Swiss German University, Indonesia
Andalia Irma, Swiss German University, Indonesia
Somanudin, M.M, Swiss German University, Indonesia



TABLE OF CONTENTS

Message from Rector		iii
Message from Conference Chair		iv
Keynote Speaker 1	Assoc. Prof. Dr. Waseem Haider	v
Keynote Speaker 2	Dr. Nuki Agya Utama	vi
Invited Speech 1	Kholis Abdurachim Audah, Ph. D	vii
Invited Speech 2	Assoc. Prof. Dr. Intan Safinar Ismail	ix
Invited Speech 3	Prof. Dr.-Ing. Matthias Schirmer	xi
Invited Speech 4	Dr. Selvakumasr Ramachandran	xii
Invited Speech 5	Prof. Dr.-Ing. Dominik Aufderheide	xiii
Invited Speech 6	Prof. Dr. Ir. Wahyudi Sutopo	xiv
Conference Committee		xvi

ERGONOMIC AND HUMAN FACTORS

Article 1	Ground Control Station Design Optimization for Indonesian Operator Work Postures and Muscle Stimulation in Preparing the MALE Class UAV <i>Apid Rustandi, Aris Surya Yunata, Sherly Octavia Saraswati, Muhammad Mahsyaril Anwar, Irfansyah Yudhi Tanasa, Frandi Adi Kaharjito and Jemie Muliadi</i>
Article 2	Scaffolding Methodology Implementation for Training Program in an Engine Assembly Department of Indonesia Remanufacturing Company <i>Firdan Dimas Pranadya, Tanika Dewi Sofianti and Jessica Florencia</i>
Article 3	Assessment Risk Ergonomic in Painting Industry Using Ergo-FMEA <i>Winnie Septiani, Ghaida Anggraeni and Novia Rahmawati</i>

PRODUCTION AND OPERATION MANAGEMENT

Article 4	Training Material Decision Making for Mechanics Using Analytic Hierarchy Process (AHP): A Case Study PT United Tractors Tbk <i>Anggi Febrianto, Aditya Tirta Pratama and Tanika Dewi Sofianti</i>
Article 5	Analytic Hierarchy Process (AHP) Method for Choosing the Best Secondhand Injection Machine for PT PLA <i>Sesarius Egi Budiman, Aditya Tirta Pratama and Setijo Awibowo</i>
Article 6	Analytical Hierarchy Process (AHP) for Selection of Project Management Software to Support Remote Working: A Case Study at Logistics Division of a National EPC Company in Indonesia <i>Eunike Anastasia Evangelista, Tanika D. Sofianti and Gembong Baskoro</i>
Article 7	Decision Making for the Person In-Charge of Designing a New Ball Mill Machine Project Using Analytic Network Process (ANP) Case Study of Chukoh Seiki Co., Ltd., Japan <i>Risqi Ahmad Abdullahman, Aditya Tirta Pratama and Setijo Awibowo</i>



- Article 8 Implementation of Single Minute Exchange of Dies at PT Ganding Toolsindo
Indah Kurnia Mahasih Lianny, Sanurya Putri Purbaningrum and Edwin Sahrial Solih
- Article 9 Application of Six Sigma in Quality Improvement of Deodorant Products at PT Cedefindo
Elfira Febriani Harahap, Dorina Hetharia, Almira T. Fabianca and Arnes Faradilla
- Article 10 Is Interface Quality and Information Quality on Online Review Matters?
Vanesa Hana Budiarani and Sahid Susilo Nugroho
- Article 11 Understanding the Trend of Scientific Productivity Analysis: Literature Review of Relevant Papers
Ren Ren and Koichi Murata
- Article 12 Customer Loyalty Model Development of Pool-To-Pool Shuttle Service
Budhi Prihartono, Anies Sayyidatun Nisa and Hasrini Sari
- Article 13 Circular Economy in Recycled Paper Company
Irwan Eko Prabowo and Moses L. Singgih
- Article 14 Submission Template for ACM Papers: Prioritize Business Process Improvement Plan Using House of Quality and Modified House of Risk: A Case Study of Higher Education Institution (HEI) from Indonesia
Ig. Jaka Mulyana, Moses Laksono Singgih and Sri Gunani Partawi
- Article 15 A Combined Application of SERVQUAL and Fuzzy DEMATEL to Evaluate a University's Service Quality
V. Reza Bayu Kurniawan, Oktavia Puput Dwi Sawitri, Trisna Yulianti, Dyah Ari Susanti and Fransiska Hernina Puspitasari
- Article 16 Prior and Future Research on Quality-Driven Product Service Systems: A Literature Review
Rahman Dwi Wahyudi, Moses Laksono Singgih and Mokh Suef
- Article 17 Striving in Banking Industry in Indonesia Through Technology Information Investment Effectiveness
Rexy Darmawan, Farah Margaretha Leon and Yosephina Endang Purba
- Article 18 Service Quality Improvement at International Airport in Indonesia Using Service Quality and Theory of Inventive Problem Solving (TRIZ)
Moses Laksono Singgih, Made Adhipartha Agung Asmara and Inaki Maulida Hakim
- Article 19 Prediction of Sulfur Content in Electric Furnace Matte Using Machine Learning
Winoto Gatot, Santosa Budi and Anityasari Maria

- Article 20 Sustainable Manufacturing Performance Enhancement Using Lean Competitive Strategy: A Case Study in Plastic Molding Industry
Emelia Sari, Iveline Anne Marie, Farida Rani and Ridha Satria
- Article 21 Integrated Cost and Value Stream in Crankcase Production (CP)
Imam Rendi Pratama and Moses Laksono Singgih
- Article 22 Mapping of Digital Transformation Readiness, Benefits, and Barriers in Indonesian Steel Manufacturing
M. Ibrahim Ats-Tsauri, Lien Herliani Kusumah and Humiras Hardi Purba
- Article 23 Enhancing Sustainable Performance Using Lean Competitive Manufacturing Strategy: A Case Study at Motor Vehicle Battery Company
Iveline Anne Marie, Emelia Sari and Adriel Y. Hutagalung

CYBER SECURITY AND ARTIFICIAL INTELLIGENCE

- Article 24 A Review on the Application of Machine Learning to Predict the Battery State that Enables a Smart, Low-Cost, Self-Sufficient Drying and Storage System for Agricultural Purposes
Anak Agung Ngurah Perwira Redi, Ryo Geoffrey Widjaja, Iwan Agustono, Muhammad Asrol, Arief S. Budiman and Fergyanto E. Gunawan
- Article 25 Feasibility Evaluation Analysis of Mobile Tower Using Sensitivity Analysis and Monte Carlo Simulation
Ershad Muhammad and Dadan Rahadian
- Article 26 Readiness Status of Artificial Intelligence Applications on Electric Vehicles: A Mini Global Review and Analysis Using the J-TRA Method
Andante H. Pandyaswargo, Meilinda F. N. Maghfiroh and Hiroshi Onoda
- Article 27 Malicious Traffic Analysis Using Markov Chain
Ryandy Djap, Charles Lim and Kalpin Erlangga Silaen
- Article 28 Multivariate Sales Forecast Model Towards Trend Shifting During COVID-19 Pandemic: A Case Study in Global Beauty Industry
Chandra Hartanto, Tanika Dewi Sofianti and Eka Budiarto
- Article 29 Malware Classification Method Using API Call Categorization
Andre Wijaya, Charles Lim and Yohanes Syailendra Kotualubun
- Article 30 Deep Learning Analysis in Development of Handwritten and Plain Text Classification API
Danny Gani, James Purnama, Kho I Eng, Maulahikmah Galinium and Maria Lamury

- Article 31 Analysis of Tuberculosis Disease Spreading Pattern in Muara Enim District Using KNN Algorithm
Hilwa Lelisa, Yaya S. Triana and Rahmat Budiarto
- Article 32 Hand Detection and Hand Recognition Application Design for Human Computer Interaction Using SSD and Hand Landmark
Julmawan Gunarto and Suharjito
- Article 33 K-Means Clustering Approach to Determine Ore Type in Laterite Nickel Deposit
Wanni Widodo and Erwin Widodo
- Article 34 Design an Agile of Machine Learning to Predictive House Pricing and Targeting Segmented Market
Johan Wijaya, Heru Purnomo Ipung and Mohammad A. Soetomo
- Article 35 Color Palettes Overview After Thresholding Process with Default Methods of ImageJ or FIJI
Erni Erfan and Nafrialdi Nafrialdi
- Article 36 Performance Evaluation of Systematic Option Trading Strategies Using Entry and Exit Points Predicted by Machine Learning
Tan Meilisa Tansil, Leonard P. Rusli and Eka Budiarto

SOFTWARE ENGINEERING

- Article 37 Preliminary Study: Electronic Counting in Indonesian National Election Using Computer Answer Sheets and DMR Software
Ferly Norman, Syarif Hadiwijaya and Fergyanto E. Gunawan
- Article 38 mHealth Apps Interface Concept Design Using Meta-Principle
Novia Rahmawati, Muhammad Alif Al Ayuba and Winnie Septiani
- Article 39 PaspurUMKM Online Platform Development for Self-Guided Halal Assurance System Preparation on the Case of SMEs in the Food Sector
Juan Emmanuel Dharmadjaya, James Purnama and Tabligh Permana
- Article 40 A Study on the Development of an Online Book Publishing Funding Platform: This Paper Analyzes Further into the Creation of an Online Platform to Fund Book Publishing Processes
Raffael C. Fradio, Randy Anthony and James Purnama
- Article 41 Analysis of the Application of Information and Communication Technology in Micro, Small and Medium Enterprises
Mario Kawadito and Yanto Setiawan
- Article 42 Visual Influence of Traditional Art Characteristics in Mobile Games: Topeng Malangan as Use Case
Wahid Abeed Mulia, Jurike V. Moniaga and Novida Nur Miftakhul Arif

AUTOMATION, MECHATRONICS AND ROBOTICS

- Article 43 Development of Internet of Things Cloud Shop Floor Machining Manufacturing System
Angga Tegar Setiawan, Joko Sulisty, Kadex Widhy Wirakusuma and Isa Setiasyah Toha
- Article 44 IoT-Based Enterprise Architecture Model for Monitoring Safety of Drugs Supply to the Patient at Hospital
Ivan, Heru Purnomo Ipung and Mohammad Amin Soetomo
- Article 45 A Case Study of IIoT Application in Process Manufacturing: Management Information Systems in Palm Oil Refinery
Suryo Toto Koncoro, Lukas and Marsul Siregar
- Article 46 Preliminary ECG Cloud-Based Telecardiology System for Rural Areas
Timotius Christopher Tantokusumo, Aulia Arif Iskandar and I Made Junior Rina Artha
- Article 47 Evaluating Critical Success Factors for Implementation Internet of Things (IoT) Using DEMATEL: A Case of Indonesian Automotive Company
Inaki Maulida Hakim, Moses Laksono Singgih and I Ketut Gunarta
- Article 48 Controlling the Performance of Anti-Lock Braking System at Various Tracks and Vehicle Conditions
Ghani Amri Rabbani, Ary Syahriar and Dwi Astharini

LOGISTICS AND SUPPLY CHAIN

- Article 49 Implementing Periodic Review – Variable Order Quantity System in Inventory Management: A Case Study in a Heavy Equipment Company, Kutai Barat
Anggi Febrianto, Tanika Dewi Sofianti and Gembong Baskoro
- Article 50 Sustainable Supply Chain Framework Design in Indonesian Palm Oil Industry with IoT Integration
Ivan Kurniawan
- Article 51 Komatsu's Spare-Parts Service Level and Day of Inventory Improvement for PT. MTN
Agung Bektiawan, Triarti Saraswati and Dide Salahuddin
- Article 52 Implementation of the Fuzzy Inference System to Determine the Amount of Purchase of Supplement Drug Products Based on Inventory and Sales Data at XYZ Pharmacy
Fani Puspitasari, Sofia Debi Puspa and Christian Kenny Verel

- Article 53 Sustainable Export Strategy of Used Cooking Oil SME in Indonesia
Lim Sanny, Grace Junita Angelia Siwy, Vinna Suhendi, Ika Triana, Lea Simek and Beni Widarman B. Kelana
- Article 54 B2C E-Commerce Buyer Trust Measurement in Indonesia
Adre Edbert, James Purnama and Kho I Eng
- Article 55 Inventory Level Reduction with VMI and Internet of Things Method
Ivander, Karunia Agung Mahardini and Suryadiputra Liawatimena
- Article 56 E-Commerce Platform Service Improvement of PT. X Based on Multiple Approach Integration
Budhi Prihartono, Puti Annisa Rahman and Ilham Reza Prasetyo
- Article 57 Optimization of Production Planning Using Goal Programming and Inventory Control Based on Demand Forecasting Using Neural Networks on CV Bahyu Perkasa
Muhammad Hendra, Ratna Mira Yojana, and Iveline Anne Marie
- Article 58 Analysis of Waste Transportation Volume in Jakarta Province Using Linear Regression and Random Forest Regression
Eka Pramudianzah, Yaya Sudarya Triana and Rahmat Budiarto
- Article 59 Influence of the Knowledge of Procurement Personnel on Implementation of Green Public Procurement: (Case Study: Banten, East Java, and Central Java Provinces)
Hery Suliantoro and Dian Fitriani
- Article 60 The Development of Procurement Role as a Strategic Function in Public Hospital
Hery Suliantoro, Adhitya Caesarali and Naniek Utami H
- Article 61 Supply Chain Model to Support the Sustainability of Biomass Based Power Plants: Indonesia Case
Hermawan Thaheer, Sawarni Hasibuan and Choesnul Jaqin







SUSTAINABLE ENERGY AND ENVIRONMENT

- Article 62 Application of Life Cycle Assessment to Determine Hotspots for Environmental Impacts of The Rayon Production Process: Indonesia Case
Anggoro Daro Mukti, Sawarni Hasibuan and Katsuhiko Takahashi
- Article 63 Green Consumerism in Indonesia
Lim Sanny, Glory Aguzman, Melvin M. Ninal, Yen-Yen Natalia, Agung Hari Sasongko, and Yulieni
- Article 64 Circular Economy in Plastic Pallet Manufacturer (PPM) Using Nano Level Material Circularity Indicator (MCI)
Irsat Surya Sekti and Moses Laksono Singgih
- Article 65 Analysis of Water in Oil Emulsions Effect from Used Engine Lubricant Oil Potential Material for EOR Heavy Crude Oil
Mukhlis Noor Alfatih, Rini Setiati, Dwi Atty Mardiana, Muh. Taufiq Fathaddin and Pri Agung Rakhmanto
- Article 66 The Effect of Adding Nickel Processing Tailings to Concrete Mixtures on a Laboratory Scale
Pantjanita Novi Hartami, Rini Setiati, Danu Putra, Yuga Maulana, Edy Jamal Tuheteru, Taat Tri Purwiyono and Nadya
- Article 67 Wind Speed Measurements and Comparisons in Cakung Jakarta
Dena Hendriana, Umar Said, Mochamad Hamdan Aziz, Gembong Baskoro, Galih Akup Subekti and Henry Nasution
- Article 68 The Effect of Supporting Facilities Growth Around the Urban Campus on Land-Use Change
Dyah Lestari Widaningrum


RESEARCH-ARTICLE



Wind Speed Measurements and Comparisons in Cakung Jakarta

Authors:  [Dena Hendriana](#),  [Mochamad Hamdan Aziz](#),  [Galih Akup Subekti](#),  [Umar Said](#),  [Gembong Baskoro](#),  [Henry Nasution](#) [Authors Info & Claims](#)

ICONETSI '22: Proceedings of the 2022 International Conference on Engineering and Information Technology for Sustainable Industry • September 2022 • Article No.: 67 • Pages 1–6 • <https://doi.org/10.1145/3557738.3557884>

Published: 21 November 2022 [Publication History](#) 

 
0 4






ICONETSI '22:
Proceedings of the 20...
Wind Speed Measurements and...
Pages 1–6

← →

ABSTRACT


Standard procedure to find the highest wind speed in an office area is defined, exercised and verified. Different tools are used in the procedure to find and measure wind speed at different locations starting from already available wind speed data at the Global Wind Atlas, then verified with a handheld anemometer and with a weather station. Wind data collections using handheld anemometer and












we found that the wind speed average from the Global Wind Atlas at 10-meter elevation, 1.43 m/s, higher than any measurements done at 2-meter elevation in several spots using handheld anemometer and weather station, 0.5 - 1.4 m/s. The measurement results using handheld anemometer is consistent with using weather station. The highest wind speed at 2-meter elevation occurs at a site located between two large buildings which create tunneling effect and amplify the wind speed. This site has higher wind speed even compared to the site 2-meter on the roof of buildings due to obstacles from walls and other structures on the roof.

Wind speed measurements using weather station was also done at higher elevation with the support of air balloon. The height of the air balloon is around 10 – 15 meter above the ground. We found that the wind speed average at this level is 1.6 m/s, which is slightly higher than the data from the Global Wind Atlas due to slightly higher elevation and maybe due to air acceleration around the balloon which has 1.5-meter diameter.

Although the wind speed average is consistent for all three sources: Global Wind Atlas, handheld anemometer, weather station, but the daily wind speed hourly index is not consistent. Wind speed data from the Global Wind Atlas shows that the peak of wind speed occurs in the morning time, while the data from handheld anemometer and weather station shows that the peak of wind speed occurs in the afternoon time. More investigations will be done to explain this inconsistency in the future work.

■ *References*

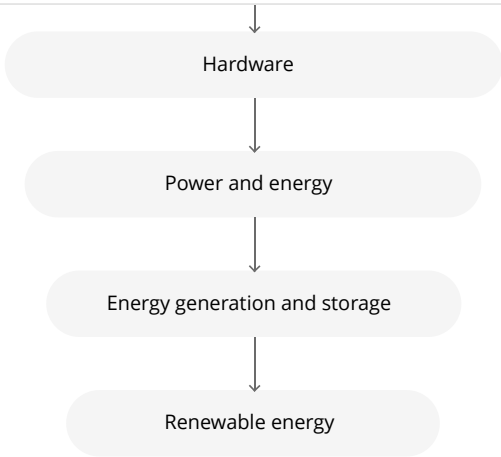
1. International Energy Agency. 2019. World Energy Outlook. www.iea.org/topics/world-energy-outlook 

5. Dena Hendriana, Eka Budiarto and Arko Djajadi. 2020. Experimental Simple Vertical Axis Wind Turbine for Low Wind Speed. In Proceedings of International Conference on Engineering and Information Technology for Sustainable Industry (ICONETSI 2020), September 28-29, 2020.  | 
6. Dena Hendriana, Eka Budiarto, Alexander Clements, Arko Djajadi. 2018. Design comparison of wind turbines for low wind speed, Proceedings of the International Conference on Innovation, Entrepreneurship and Technology, 30-31 October 2018. 
7. Pramono, Y., Warsito, & Syafriadi. 2016. Monitoring Data Kecepatan dan Arah Angin Secara Real Time Melalui Web. Jurnal Teori dan Aplikasi Fisika Vol. 04, No. 02, Juli 2016. 
8. Arthur Gani Koto. 2020. Study availability of wind speed in the south coastal area of Gorontalo Regency, Indonesia. Jurnal Sains Informasi Geografi Vol. 3 No. 2 November 2020. 
9. Herliyani Suharta, Sahat Pakpahan, Soeripno Martosaputro. 2011. Wind Farm design for Oelbubuk in East Nusa Tenggara, Indonesia. Journal of Informatics and Telecommunication Engineering JITE Vol. 1 No. 12, Februari 2011 
10. Firsta Zukhrufiana Setiawati, Rudi Kurnianto, Bomo Wibowo Sanjaya, Rudy Gianto, Seno Darmawan Panjaitan, Ananggirieza Nugraha. 2020. Performance of Wind Power Plant in West Kalimantan, Indonesia. Jurnal Edukasi dan Penelitian Informatika JEPIN Vol. 6 No. 3, Desember 2020. 
11. U.Z. Adlina, A. Ihwan, and Apriansyah. 2018. Potensi Energi Listrik Tenaga Angin di Kota Pontianak. Vol. VI (01), Prisma Fisika, 2018. 
12. K. E. Bawan. 2007. Kajian Potensi Energi Angin Kabupaten Kaimana Provinsi Papua Barat. Vol. 6 (2), Natural, 2007. 
13. A. Sam and D. Patabang. 2005. Studi Potensi Energi Angin di Kota Palu untuk Membangkitkan Energi Listrik. Vol. 3 (1), Jurnal SMARTek, 2005. 
14. Ryski. 2013. Kajian Kelayakan Potensi Energi Angin Pada Kawasan Universitas Tanjungpura Pontianak Untuk Dimanfaatkan Menjadi Energi Listrik. Jurnal Teknik Elektro Untan, Vol. 1, No.1, 2013. 
15. R. U. Irene, Muh. Ishak Jumarang, and Apriansyah. 2018. Perhitungan Potensi Energi Angin di Kalimantan Barat. Prisma Fisika, Vol.

Show Fewer References

Index Terms

Wind Speed Measurements and Comparisons in Cakung Jakarta



Comments

[Share](#)

[Best](#)
[Newest](#)
[Oldest](#)

Nothing in this discussion yet.

[Privacy](#)
[Do Not Sell My Data](#)

View Table Of Contents

<p>Categories</p> <ul style="list-style-type: none"> Journals Magazines Books Proceedings SIGs Conferences Collections People 	<p>About</p> <ul style="list-style-type: none"> About ACM Digital Library ACM Digital Library Board Subscription Information Author Guidelines Using ACM Digital Library All Holdings within the ACM Digital Library ACM Computing Classification System Digital Library Accessibility 	<p>Join</p> <ul style="list-style-type: none"> Join ACM Join SIGs Subscribe to Publications Institutions and Libraries 	<p>Connect</p> <ul style="list-style-type: none"> ✉ Contact f Facebook t Twitter in LinkedIn i Feedback i Bug Report
--	---	---	---

Wind Speed Measurements and Comparisons in Cakung Jakarta

Dena Hendriana*

Master of Mechanical Engineering,
Swiss German University, Tangerang
Indonesia
dena.hendriana@sgu.ac.id

Umar Said

Mechanical Engineering, University
of Indonesia, Depok Indonesia

Mochamad Hamdan Aziz

United Tractors School, PT United
Tractors Tbk, Jakarta Indonesia

Gembong Baskoro

Master of Mechanical Engineering,
Swiss German University, Tangerang
Indonesia

Galih Akup Subekti

United Tractors School, PT United
Tractors Tbk, Jakarta Indonesia

Henry Nasution

Master of Mechanical Engineering,
Swiss German University, Tangerang
Indonesia

ABSTRACT

Standard procedure to find the highest wind speed in an office area is defined, exercised and verified. Different tools are used in the procedure to find and measure wind speed at different locations starting from already available wind speed data at the Global Wind Atlas, then verified with a handheld anemometer and with a weather station. Wind data collections using handheld anemometer and weather station were done at 2-meter elevation and compared with the lowest elevation data available in the Global Wind Atlas at 10-meter height.

This procedure is applied in West Cakung Office area which is in an industrial complex in East of Jakarta. This project can contribute to other companies in the industrial complex to develop wind energy projects.

We found that the wind speed average from the Global Wind Atlas at 10-meter elevation, 1.43 m/s, higher than any measurements done at 2-meter elevation in several spots using handheld anemometer and weather station, 0.5 - 1.4 m/s. The measurement results using handheld anemometer is consistent with using weather station. The highest wind speed at 2-meter elevation occurs at a site located between two large buildings which create tunneling effect and amplify the wind speed. This site has higher wind speed even compared to the site 2-meter on the roof of buildings due to obstacles from walls and other structures on the roof.

Wind speed measurements using weather station was also done at higher elevation with the support of air balloon. The height of the air balloon is around 10 – 15 meter above the ground. We found that the wind speed average at this level is 1.6 m/s, which is slightly higher than the data from the Global Wind Atlas due to slightly higher elevation and maybe due to air acceleration around the balloon which has 1.5-meter diameter.

Although the wind speed average is consistent for all three sources: Global Wind Atlas, handheld anemometer, weather station, but the daily wind speed hourly index is not consistent. Wind

speed data from the Global Wind Atlas shows that the peak of wind speed occurs in the morning time, while the data from handheld anemometer and weather station shows that the peak of wind speed occurs in the afternoon time. More investigations will be done to explain this inconsistency in the future work.

CCS CONCEPTS

• **Hardware**; • **Power and energy**; • **Energy generation and storage**; • **Renewable energy**;

KEYWORDS

wind speed, measurement, comparison, cakung, Global Wind Atlas, anemometer, weather station

ACM Reference Format:

Dena Hendriana*, Umar Said, Mochamad Hamdan Aziz, Gembong Baskoro, Galih Akup Subekti, and Henry Nasution. 2022. Wind Speed Measurements and Comparisons in Cakung Jakarta. In *Proceedings of the International Conference on Engineering and Information Technology for Sustainable Industry (ICONETSI)*, September 21, 22, 2022, Alam Sutera, Tangerang, Indonesia. ACM, New York, NY, USA, 6 pages. <https://doi.org/10.1145/3557738.3557884>

1 INTRODUCTION

Electrical energy can be regarded as the primary need of every human being in every sector starting from the industrial sector, transportation, households, power plants, public facilities, and so on. World Energy Outlook [1] shows that global demand for electrical energy is growing by 2.1% per year until 2040. This increase is expected to be very strong in developing countries, one of which is Indonesia. Based on data published by Perusahaan Listrik Negara (PLN) in 2021 [2], the main source of electrical energy in Indonesia is dominated by coal-fired steam power plants (PLTU) as much as 62.59% of the total electrical energy produced. Considering that coal is a non-renewable energy, it is necessary to prepare for the transition to renewable energy.

The Ministry of Energy and Mineral Resources (ESDM) has noted that the achievement of the New Renewable Energy (NRE) mix in 2021 has only been realized at 11.5% [3]. The Government of Indonesia has targeted the NRE mix of 23% in 2025 and 31% in 2050. As a form of the government of Indonesia's seriousness in developing NRE, the government formed a regulation in "Peraturan Pemerintah Nomor 79 tentang Kebijakan Energi Nasional pada Pasal 22 Ayat 1" states that the government and local governments provide fiscal and non-fiscal incentives to encourage diversification

Permission to make digital or hard copies of all or part of this work for personal or classroom use is granted without fee provided that copies are not made or distributed for profit or commercial advantage and that copies bear this notice and the full citation on the first page. Copyrights for components of this work owned by others than ACM must be honored. Abstracting with credit is permitted. To copy otherwise, or republish, to post on servers or to redistribute to lists, requires prior specific permission and/or a fee. Request permissions from permissions@acm.org.

ICONETSI, September 21, 22, 2022, Alam Sutera, Tangerang, Indonesia

© 2022 Association for Computing Machinery.

ACM ISBN 978-1-4503-9718-6/22/09...\$15.00

<https://doi.org/10.1145/3557738.3557884>

of energy sources and the development of renewable energy. All support for NRE development is based on the achievement of the Sustainable Development Goals (SDGs), especially point number seven on clean and sustainable energy. Therefore, this is a challenge for the government of Indonesia to encourage the development of each NRE that is effective and efficient with supporting factors in Indonesia so it can achieve the specified target.

Wind turbines or Wind Power Plants (PLTB) are one of the implementations of NRE to produce electrical energy with the principle of changing the kinetic energy of the wind then mechanical energy and finally into electrical energy through the rotation of the generator. The advantages possessed by PLTB include relatively low operational costs and do not require large areas of land such as Solar Power Plants (PLTS). Until 2021, only 131 MW of PLTB have been installed, or 0.2% of the energy mix in Indonesia [4]. Meanwhile, the target capacity in 2025 is 255 MW or 7.7% of the energy mix in Indonesia. This is because Indonesia is located on the equator where the wind speed often turns and is not constant. Therefore, Indonesia has not worked optimally on the development of PLTB as a massive producer of electrical energy. The development of PLTB in Indonesia is still challenging and different design of Vertical Axis Wind Turbine for the application in Indonesia has been studied in Refs. [5, 6].

An accurate survey of wind energy potential locations throughout Indonesia is very necessary as the first step in identification, selection of the appropriate type of turbine, and selection of PLTB installation locations. It can provide information about wind characteristics in various regions such as average, maximum, and minimum wind speed. Measurement of wind speed has been done, namely tracing the value of wind speed in the building area in Bandar Lampung and the average yield obtained is around 1.56 m/s [7]. Similarly, study of available wind speed in the south coastal area of Gorontalo Regency has been done in [8] and the highest average wind speed was around 4.2 m/s. Wind farm design for Oelbubuk in East Nusa Tenggara has been studied in [9] and they found yearly average wind speed of 7.3 m/s at 50-meter elevation. Measurements of wind speed in different locations were also done in Refs. [10][11][12][13][14][15].

In this EBT research projects, we are tracking wind characteristics data in Cakung office area to find out the most optimum locations. This aims to obtain the best method for wind speed data collection, especially about the characteristics of the wind source as one of the main factors determines before installing a wind turbine as an electricity generator. Several methods will be considered and compared, such as Wind Speed data collection from the Global Wind Atlas website, wind speed measurement using a handheld anemometer, wind speed measurement using a weather station, and higher altitude measurement supported by air balloon.

2 RESEARCH METHODOLOGY

2.1 Global Wind Atlas

The easiest data collection of wind speed is from the Global Wind Atlas website [16]. This website can provide maps of wind speed distribution in almost everywhere on the Earth. In example, Global Wind Atlas can show wind speed distribution in the Java island at the elevation of 10 meters above the ground as shown in Fig. 1.

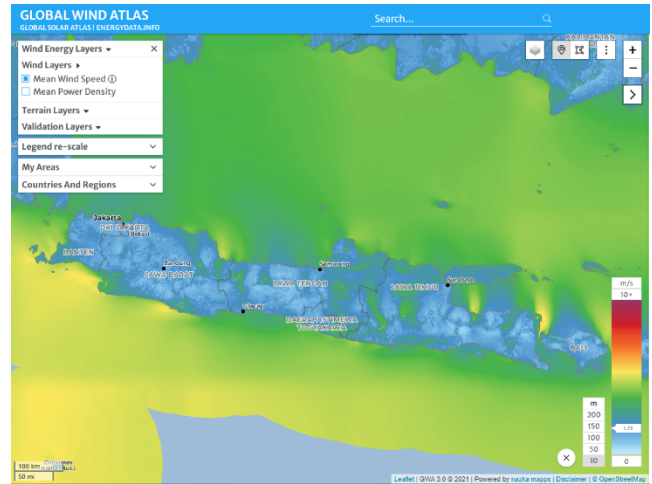


Figure 1: Wind Speed Distribution at The Elevation Of 10-Meter Above the Ground in Java Island from The Global Wind Atlas



Figure 2: Simple Handheld Anemometer.

Notice that the wind speed in most of the java area is quite low, around 1.5 m/s with some local areas with higher wind speed.

Wind data at different elevation are available in the Global Wind Atlas, at 10, 50, 100, 150 and 200 meter above the ground. This is suitable for different wind turbine tower heights. The lowest elevation is 10 meter which is higher than most obstacles on the ground, such as houses, fences and trees.

2.2 Handheld Anemometer

To support the initial data, wind speed data was collected in a conventional way, namely using a handheld anemometer at several locations. Data retrieval is carried out with different time variations during working hours, from 8:00 to 16:00 o'clock with a span of one hour. The handheld anemometer used in this project is shown in Fig. 2. This tool can measure not only wind speed, but also air temperature. To measure the wind speed properly, the blades need to be directed along with the wind direction. To do that, simply by rotating around the tool until the highest wind speed measurement is found.



Figure 3: Weather Station Consists of Outdoor Sensors and Indoor Monitor. Outdoor Sensors Are Supported By 2-Meter Pole with Cemented Bucket.

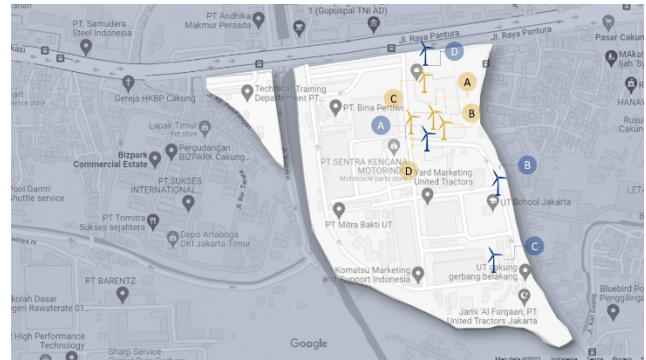


Figure 5: Eight Locations of The Weather Station in Cakung Office Area for Wind Speed Measurements.

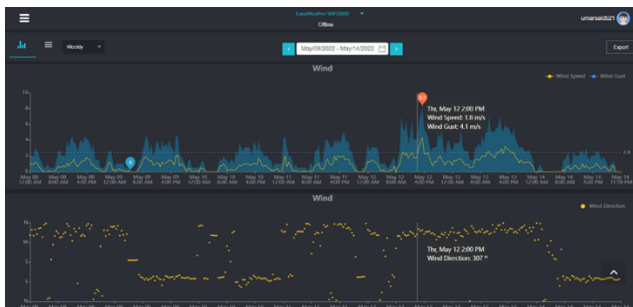


Figure 4: Display from ecowitt.net Website to Show Wind Data from The Weather Station.

2.3 Weather Station

Wind speed data retrieval is also done using a weather station at several locations in the Cakung office area at the elevation of 2-meter from the ground. Real-time data will be visible on a monitor with integrated Wi-Fi and can be monitored on the website and application as well. Wind speed data retrieval is carried out for approximately one week at each location. The monitor must be connected to electrical power and also connected to Wi-Fi continuously for data sending everytime to be recorded on the website and application. The maximum distance between the monitor and the weather station is 100 meters. The weather station configuration is shown in Fig. 3

Data will be monitored through the website at ecowitt.net and available to be downloaded in the form of an Excel document. The front page displayed on the website is in the form of a graphic as shown in Fig. 4. Not only the wind speed recorded at the weather station but also wind gust. A wind gust is a sudden, brief increase in the speed of the wind followed by a lull, usually less than 20 seconds. However, wind gust is not a parameter that is used as a wind energy indicator but for a construction consideration parameter of a wind turbine.

Wind speed data collection is carried out for one to two weeks whose overall data is averaged based on the hour and day. The weather station outdoor sensors are mounted on 2-meter pole that



Figure 6: Air Balloon With 3 Anchoring Ropes for Position Stability. Weather Station Outdoor Sensors Are Hung to The Air Balloon.

is given a dry cement in container with a mass of approximately 70 kg so the support is sturdy and does not fall easily but still moveable. There are 8 locations of weather station to retrieve wind data around the Cakung office area as shown in Fig. 5

2.4 Air Balloon

It is necessary to retrieve wind speed data at a higher altitude to avoid obstacles such as buildings and trees. Wind speed data retrieval for this elevation is carried out using air balloon for a week in the altitude about 10 to 15 meters in the Cakung office area as shown in Fig. 6. The air balloon has 1.5-meter diameter and it is made of PVC material. The PVC air balloon is durable in the air and quite thick, 0.17 mm so the gas inside the air balloon does not come out easily. The gas used is hydrogen because it has good lifting power, and also commonly used for outdoors. Although hydrogen is flammable, but as long as there is no contact with fire, it should be safe.

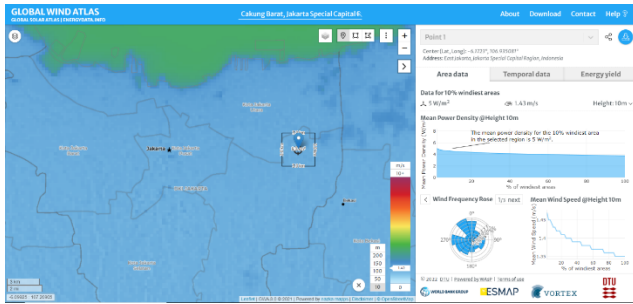


Figure 7: Wind Speed Distribution at The Elevation Of 10-Meter Above the Ground in West Cakung Area.

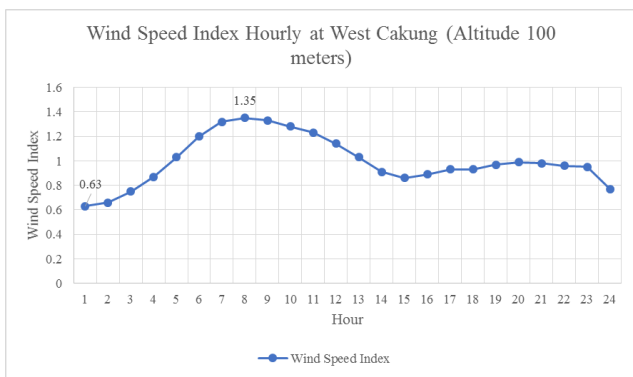


Figure 8: Wind Speed Index as A Function of Time at The Elevation Of 100-Meter Above the Ground in West Cakung Area.

3 RESULT AND ANALYSIS

3.1 Global Wind Atlas

Wind speed data in the Cakung office area, which is part of West Cakung region at 10-meter elevation from the Global Wind Atlas is shown in Fig. 7. The average wind speed was recorded at around 1.43 m/s.

The wind speed will not always be the same at each hour. According to the Global Wind Atlas, the West Cakung area recorded the highest wind speed index at 8:00 o'clock with a value of 1.35 and the lowest wind speed index at 1:00 o'clock with a value of 0.63 as shown in Fig. 8. This index is a relative value to the wind speed average. Based on this graph, relatively higher wind speed would occur in the morning time, regular wind speed from afternoon time till just before the mid-night and low wind speed from mid-night until dawn.

The Global Wind Atlas also provides information on wind speed monthly variation for the whole year. This information is usually related to the seasons in the area. Wind Speed Index Monthly is shown in Fig. 9. Based on the graph, from the month of April until November, wind speed is less than average. Peak of wind speed occurs in the month of December and January.

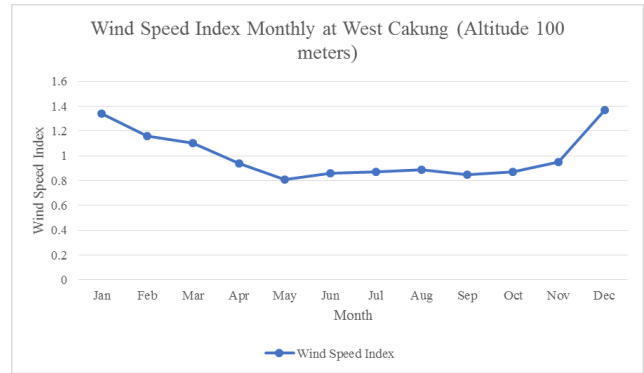


Figure 9: Wind Speed Index Monthly at The Elevation Of 100-Meter Above the Ground in West Cakung Area.

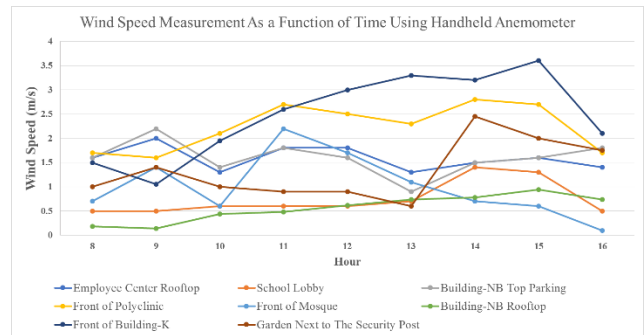


Figure 10: Wind Speed Measurements At 8 Locations as A Function of Time Using Handheld Anemometer.

3.2 Handheld Anemometer

The locations of wind speed data retrieval using the handheld anemometer are the same locations as the weather station. The results of wind speed data retrieval using the handheld anemometer are presented in Fig. 10. The graph shows that the highest wind speed curves are for the locations in front of Building-K and in front of Polyclinic. While in School lobby and Building-NB rooftop are the lowest curves in the graph because for those two locations, there are obstruction objects from several directions, especially blocked by buildings.

Based on the graph in Fig. 10, the peak of wind speed occurs in the afternoon time while the data from Global Wind Atlas in Fig. 8 shows that the peak of wind speed occurs in the morning. This means that the trend of wind speed hourly from the Global Wind Atlas does not match the data from the handheld anemometer.

3.3 Weather Station

The wind speed measurement results from the weather station are presented in Table 1 and in Fig. 11 and the results are similar to the data taken by the handheld anemometer.

The highest wind speed measurements are taken in front of Polyclinic and in front of Building-K, which have wind speed averages

Table 1: Wind Speed Average at 8 Locations Using Weather Station.

No	Location	Wind Speed Average (m/s)
1	Employee Center Rooftop	1.2
2	School Lobby	0.5
3	Building-NB Top Parking	1.2
4	Front of Polyclinic	1.4
5	Front of Mosque	0.6
6	Building-NB Rooftop	0.5
7	Front of Building-K	1.3
8	Garden Next to the Security Post	1.1

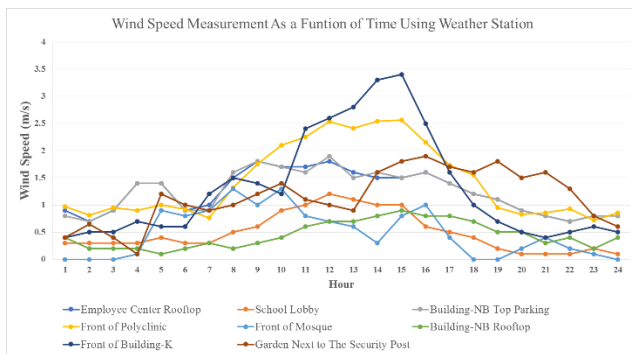


Figure 11: Wind Speed Measurements at 8 Locations as A Function of Time Using Weather Station.

of 1.4 and 1.3 m/s. While the lowest are taken in School lobby and Building-NB rooftop with wind speed average for both of 0.5 m/s.

The wind speed average from weather station measurements at 8 locations are similar to the data from the handheld anemometer. The weather station measurement data in Fig. 11 is quite comparable to the handheld anemometer measurement data in Fig. 10, that the peak of wind speed occurs in the afternoon time. However, both data are inconsistent with the wind speed index hourly from the Global Wind Atlas in Fig. 8

Comparing the results in Table 1 to the wind speed average from the Global Wind Atlas, 1.43 m/s, the averages at 8 different locations are less than the one from the Global Wind Atlas. This is to be expected because all data in the table are collected in elevation of 2-meter, which is less than the Global Wind Atlas data at elevation of 10-meter. However, we learned that in some conditions, wind speed average is higher at different locations than areas with a lot of blockages. As shown in Fig. 12, the site in front of Polyclinic is between two large buildings creating tunneling effect that can accumulate wind energy resulting higher wind speed average.

3.4 Air Balloon

Wind speed at altitude of 10 to 15 meters has a slightly higher average value, although it is not very significant. The wind speed measurement using air balloon as a function of time is shown in Fig. 13. The average value of wind speed (blue curve in Fig. 13) obtained in one week is 1.6 m/s. The value of the wind speed average obtained



Figure 12: Tunneling Effect Between Two Large Buildings Resulting Higher Wind Speed Measurements.

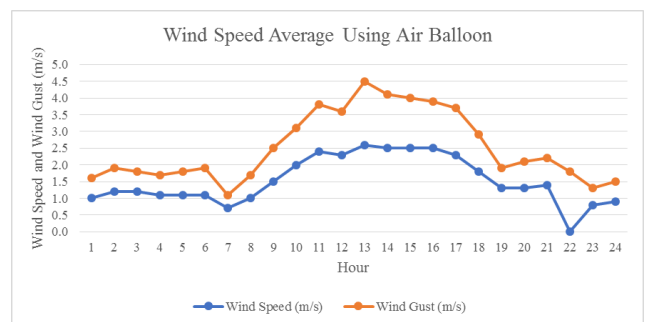


Figure 13: Wind Speed Measurements as A Function of Time Using Weather Station Hung To the Air Balloon.

is still close to the wind speed average value recorded on the Global Wind Atlas, which is 1.43 m/s.

When this data compared to the wind speed index hourly in West Cakung recorded in the Global Wind Atlas, the profile value is inconsistent. This data is more consistent with the measurement data from the handheld anemometer and the weather station at 2-meter elevation.

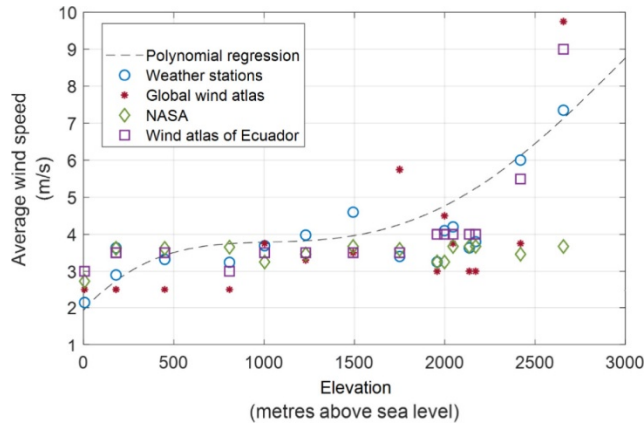


Figure 14: Average Wind Speed and Terrain Elevation Obtained from Weather Stations, Along with Other Data Sources for The Same Geographic Locations: Global Wind Atlas, NASA, And Wind Atlas of Ecuador. Source: Ref. [17].

Higher value of wind speed with increasing altitude has been studied in [17]. The paper showed that the wind speed is mainly a function of terrain elevation. Correlation of wind speed curve along with other data sources such as Weather stations, Global Wind Atlas and NASA is shown in Fig. 14. For the elevation range of 10 to 200 of our interest, the wind speed average curve in Fig. 14 shows that wind speed average is continuously going higher as the elevation going higher.

This justifies that the wind speed measurement using air balloon should be higher than using 2-meter elevation of weather station and handheld anemometer. The second reason is because at the altitude of 10 - 15 meter, there are fewer obstructions compared to the height of 2 meters. These obstructions will block the wind and reduces the wind speed.

4 CONCLUSION

The wind speed average at 10-meter elevation from Global Wind Atlas in Cakung office area is comparable to the data from handheld anemometer and weather station supported by 2-meter pole and by 10-15-meter elevation air balloon.

The daily wind speed index hourly from the Global Wind Atlas is not consistent with the data from handheld anemometer and weather station. The peak of wind speed from the Global Wind Atlas occurs in the morning time, while from handheld anemometer and weather station, the peak occurs in the afternoon time.

The highest wind speed average at 2-meter elevation from handheld anemometer and weather station measurements occurs in the

front of Polyclinic and in front of Building-K with the value of 1.4 and 1.3 m/s. There is a tunneling effect happened at these two locations due their position between two large buildings.

The lowest wind speed average at 2-meter elevation occurs at the spots with large obstacles, such as trees, walls, buildings.

The wind speed average measured using air balloon is larger than any measurements done at 2-meter elevation. This follows the theory that wind speed average is higher at higher elevation.

ACKNOWLEDGMENTS

This research is funded by PT. United Tractors Tbk.

REFERENCES

- [1] International Energy Agency. 2019. World Energy Outlook. www.iea.org/topics/world-energy-outlook
- [2] PLN. 2021. Statistik PLN 2021. <https://web.pln.co.id/stakeholder/laporan-statistik>
- [3] Kementerian ESDM. 2021. Handbook of Energy & Economic Statistics of Indonesia. www.esdm.go.id/en/publication/handbook-of-energy-economic-statistics-of-indonesia-heesi
- [4] Balai Besar Survei dan Pengujian Ketenagalistrikan, Energi Baru, Terbarukan, dan Konservasi Energi. 2022. Potensi Energi Angin Indonesia 2020. [Esdm.go.id. https://p3tkebt.esdm.go.id/pilot-plan-project/energi_angin/potensi-energi-angin-indonesia-2020](https://p3tkebt.esdm.go.id/pilot-plan-project/energi_angin/potensi-energi-angin-indonesia-2020).
- [5] Dena Hendriana, Eka Budiarto and Arko Djajadi. 2020. Experimental Simple Vertical Axis Wind Turbine for Low Wind Speed. In Proceedings of International Conference on Engineering and Information Technology for Sustainable Industry (ICONETSI 2020), September 28-29, 2020.
- [6] Dena Hendriana, Eka Budiarto, Alexander Clements, Arko Djajadi. 2018. Design comparison of wind turbines for low wind speed, Proceedings of the International Conference on Innovation, Entrepreneurship and Technology, 30-31 October 2018.
- [7] Pramono, Y., Warsito, & Syafriadi. 2016. Monitoring Data Kecepatan dan Arah Angin Secara Real Time Melalui Web. *Jurnal Teori dan Aplikasi Fisika* Vol. 04, No. 02, Juli 2016.
- [8] Arthur Gani Koto. 2020. Study availability of wind speed in the south coastal area of Gorontalo Regency, Indonesia. *Jurnal Sains Informasi Geografi* Vol. 3 No. 2 November 2020.
- [9] Herliyani Suharta, Sahat Pakpahan, Soeripno Martosaputro. 2011. Wind Farm design for Oelbubuk in East Nusa Tenggara, Indonesia. *Journal of Informatics and Telecommunication Engineering JITE* Vol. 1 No. 12, Februari 2011
- [10] Firsta Zukhrufiana Setiawati, Rudi Kurnianto, Bomo Wibowo Sanjaya, Rudy Gianto, Seno Darmawan Panjaitan, Anangirieza Nugraha. 2020. Performance of Wind Power Plant in West Kalimantan, Indonesia. *Jurnal Edukasi dan Penelitian Informatika JEPIN* Vol. 6 No. 3, Desember 2020.
- [11] U.Z. Adlina, A. Ihwan, and Apriansyah. 2018. Potensi Energi Listrik Tenaga Angin di Kota Pontianak. Vol. VI (01), Prisma Fisika, 2018.
- [12] K. E. Bawan. 2007. Kajian Potensi Energi Angin Kabupaten Kaimana Provinsi Papua Barat. Vol. 6 (2), Natural, 2007.
- [13] A. Sam and D. Patabang. 2005. Studi Potensi Energi Angin di Kota Palu untuk Membangkitkan Energi Listrik. Vol. 3 (1), *Jurnal SMARTek*, 2005.
- [14] Ryski. 2013. Kajian Kelayakan Potensi Energi Angin Pada Kawasan Universitas Tanjungpura Pontianak Untuk Dimanfaatkan Menjadi Energi Listrik. *Jurnal Teknik Elektro Untan*, Vol. 1, No.1, 2013.
- [15] R. U. Irene, Muh. Ishak Jumarang, and Apriansyah. 2018. Perhitungan Potensi Energi Angin di Kalimantan Barat. *Prisma Fisika*, Vol. VI, No. 01, 2018.
- [16] Global Wind Atlas. 2022. <https://globalwindatlas.info/>
- [17] J.C. Solano, T. Montaña, J. Maldonado-Correa, A. Ordóñez, M. Pesantez. 2021. Correlation between the wind speed and the elevation to evaluate the wind potential in the southern region of Ecuador. 6th International Conference on Advances on Clean Energy Research, ICACER 2021 April 15-17, 2021, Barcelona, Spain

SGU Alam Sutera Campus, Prominence Tower, Jalan Jalur Sutera Barat no. 15, Tangerang, Indonesia

Tangerang – September 16th, 2022

SUBJECT: INTERNATIONAL CONFERENCE ON ENGINEERING AND INFORMATION TECHNOLOGY FOR SUSTAINABLE INDUSTRY (ICONETSI 2022) INVITATION

**To: Mr/Mrs. Dena Hendriana, BSc., S.M., Sc.D.,,
Head of Master of Mechanical Engineering Study Program Swiss German University**

We would like to inform you that Swiss German University is hosting an online “**International Conference on Engineering and Information Technology for Sustainable Industry 2022 (ICONETSI 2022)**” in conjunction with “**International Conference on Innovation, Entrepreneurship and Technology (ICONIET 2022)**”. This year, ICONETSI 2022 has received strong support from Central Michigan University USA, ASEAN Center for Energy, Fachhochschule Südwestfalen - Germany, Ernst-Abbe-Hochschule Jena - Germany , Pusat Unggulan Iptek (PUI) Baterai Lithium Universitas Sebelas Maret, Kerckhoffs Ltd - United Kingdom, Universitas Brawijaya, Institut Teknologi Bandung, Universitas Trisakti, Industrial Engineering Higher Education Organizing Cooperation Agency (BKSTI), and Asosiasi Perguruan Tinggi Informatika dan Komputer (APTIKOM).

On behalf of the committee of ICONIET 2022 and ICONETSI 2022, herewith we cordially invite you to join our International Conference on Engineering and Information Technology for Sustainable Industry or ICONETSI 2022 that will be held as online conference from Indonesia

Day/date : Wednesday - Thursday / 21 – 22 September 2022

Venue : Zoom - Online Conference: https://bit.ly/ICONIET_2022

Rundown can be found on link: <https://bit.ly/rundownICONIET202> and details of conference can be found on website: <https://iconetsi.sgu.ac.id/2022/>

This conference will be a great opportunity among the academia, researchers, professionals, and other personals from various industries, entrepreneurs, academic institutions and policy makers to perform knowledge - exchanging about innovation, research, and development activities. With the theme of “**Innovation and Technology for Resilient and Sustainable Industry**”, the conference aims to bring together the fields of engineering and information technology for fostering the sustainable industry and society.

Finally, we would like to take this opportunity to thank you for your participation in ICONETSI 2022.

For further information, please do not hesitate to contact us.

Faithfully Yours,

 **ICONIET**

Dr. Ir. Yosman Bustaman, MBuss
Chairman of ICONIET 2022
Swiss German University

 **ICONETSI**

Dr. Eng. Aditya Tirta Pratama
Chairperson of ICONETSI 2022
Swiss German University



This author profile is generated by Scopus. [Learn more](#)

Hendriana, Dena

Swiss German University, Java, Indonesia 6508189351 <https://orcid.org/0000-0002-6524-831X>

[Is this you? Connect to Mendeley account](#)

135

Citations by 127 documents

31

Co-authors

7

[h-index](#) [View h-graph](#)

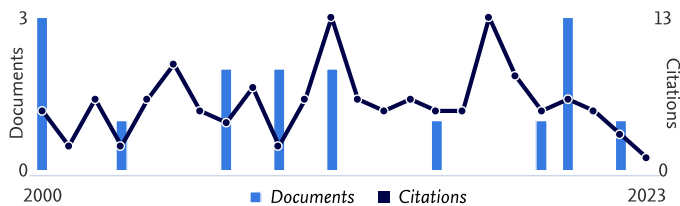
[Set alert](#)

[Edit profile](#)

[Potential author matches](#)

[Export to SciVal](#)

Document & citation trends



Most contributed Topics 2017–2021

Grid; Microgrid; Energy Systems

1 document

Rotor; Solidity; Hydromechanics

1 document

Solar Collectors; Solar; Tilt

1 document

[View all Topics](#)

16 Documents

Cited by 127 Documents

0 Preprints

31 Co-Authors

4 Topics

0 Awarded Grants Beta

Note:

Scopus Preview users can only view an author's last 10 documents, while most other features are disabled. Do you have [access](#) through your institution? Check your institution's access to view all documents and features.

[Export all](#) [Add all to list](#)

Sort by [Date \(...\)](#)

[View list in search results format](#)

Conference Paper

Wind Speed Measurements and Comparisons in Cakung Jakarta

Hendriana, D., Aziz, M.H., Subekti, G.A., ...Baskoro, G., Nasution, H.

ACM International Conference Proceeding Series, 2022, 58

[Show abstract](#)

[Related documents](#)

[View references](#)

[Set document alert](#)

0

Citations


- Conference Paper
A New 3-Phase 3-Wire 3-Level AC-DC Converter for Wind Energy Conversion Systems 0 Citations
Garinto, D., Hendriana, D., Yanto, H.A., Sutikno, T.
IECON Proceedings (Industrial Electronics Conference), 2020, 2020-October, pp. 3151–3156, 9254881
Show abstract Related documents
- Conference Paper
Simple Vertical Axis Wind Turbine for Low Wind Speed 0 Citations
Hendriana, D., Budiarto, E., Djajadi, A.
ACM International Conference Proceeding Series, 2020, 3429874
Show abstract Related documents
- Conference Paper
Experimental Testbed for Solar PV-Battery Hybrid System 0 Citations
Hendriana, D., Sinaga, E.F., Djajadi, A.
ACM International Conference Proceeding Series, 2020, 3429875
Show abstract Related documents
- Conference Paper
Experimental Testbed and Performance Evaluation for Rooftop Solar PV System and Generator Set 3 Citations
Hendriana, D., Sinaga, E.F., Djajadi Kt, A.
2019 Advances in Science and Engineering Technology International Conferences, ASET 2019, 2019, 8714355
Show abstract Related documents
- Article
Design and optimization of low speed horizontal-axis wind turbine using OpenFOAM 7 Citations
Hendriana, D., Firmansyah, T., Setiawan, J.D., Garinto, D.
ARPN Journal of Engineering and Applied Sciences, 2015, 10(21), pp. 10264–10274
Show abstract Related documents
- Article
Direct Aeroacoustic Simulation of Flow Impingement Noise in an Exhaust Opening 6 Citations
Powell, R.E., Hendriana, D., Gutzeit, B., Golsch, K., Fadler, G.
SAE International Journal of Passenger Cars - Mechanical Systems, 2011, 4(2), pp. 961–969
Show abstract Related documents
- Conference Paper
Direct aeroacoustic simulation of flow impingement noise in an exhaust opening 1 Citations
Powell, R.E., Hendriana, D., Gutzeit, B., Golsch, K., Fadler, G.
SAE Technical Papers, 2011
Show abstract Related documents
- Article
Numerical simulations and measurements of mirror-induced wind noise 23 Citations
Lepley, D., Senthoooran, S., Hendriana, D., Frazer, T.
SAE International Journal of Passenger Cars - Mechanical Systems, 2009, 2(1), pp. 1550–1562
Show abstract Related documents

Conference Paper

Numerical simulations and measurements of mirror-induced wind noise

Lepley, D., Senthoran, S., Hendriana, D., Frazer, T.

SAE Technical Papers, 2009

Show abstract 

Related documents

1

Citations

[Back to top](#)

About Scopus

[What is Scopus](#)

[Content coverage](#)

[Scopus blog](#)

[Scopus API](#)

[Privacy matters](#)

Language

[日本語版を表示する](#)

[查看简体中文版本](#)

[查看繁體中文版本](#)

[Просмотр версии на русском языке](#)

Customer Service

[Help](#)

[Tutorials](#)

[Contact us](#)

ELSEVIER

[Terms and conditions](#) ↗ [Privacy policy](#) ↗

Copyright © Elsevier B.V. ↗. All rights reserved. Scopus® is a registered trademark of Elsevier B.V.

We use cookies to help provide and enhance our service and tailor content. By continuing, you agree to the use of cookies ↗.

